

52 Bcf Natural Gas Storage Injection Greater than Expectations but Historically Low

The EIA reported 52 Bcf of natural gas was injected into storage for the week ending September 3; greater than the average of expectation at 40 Bcf, but lower than historic averages. The storage level, now at 2,923 Bcf, leaves the supply/demand balances tight and bullish for prices, as storage is now 602 Bcf lower than last year for this week, and 275 Bcf below the 5-year average.

Hurricane Ida put more than 2 Bcf/d of production offline, but it also temporarily knocked out industrial demand for natural gas in the Gulf of Mexico region.

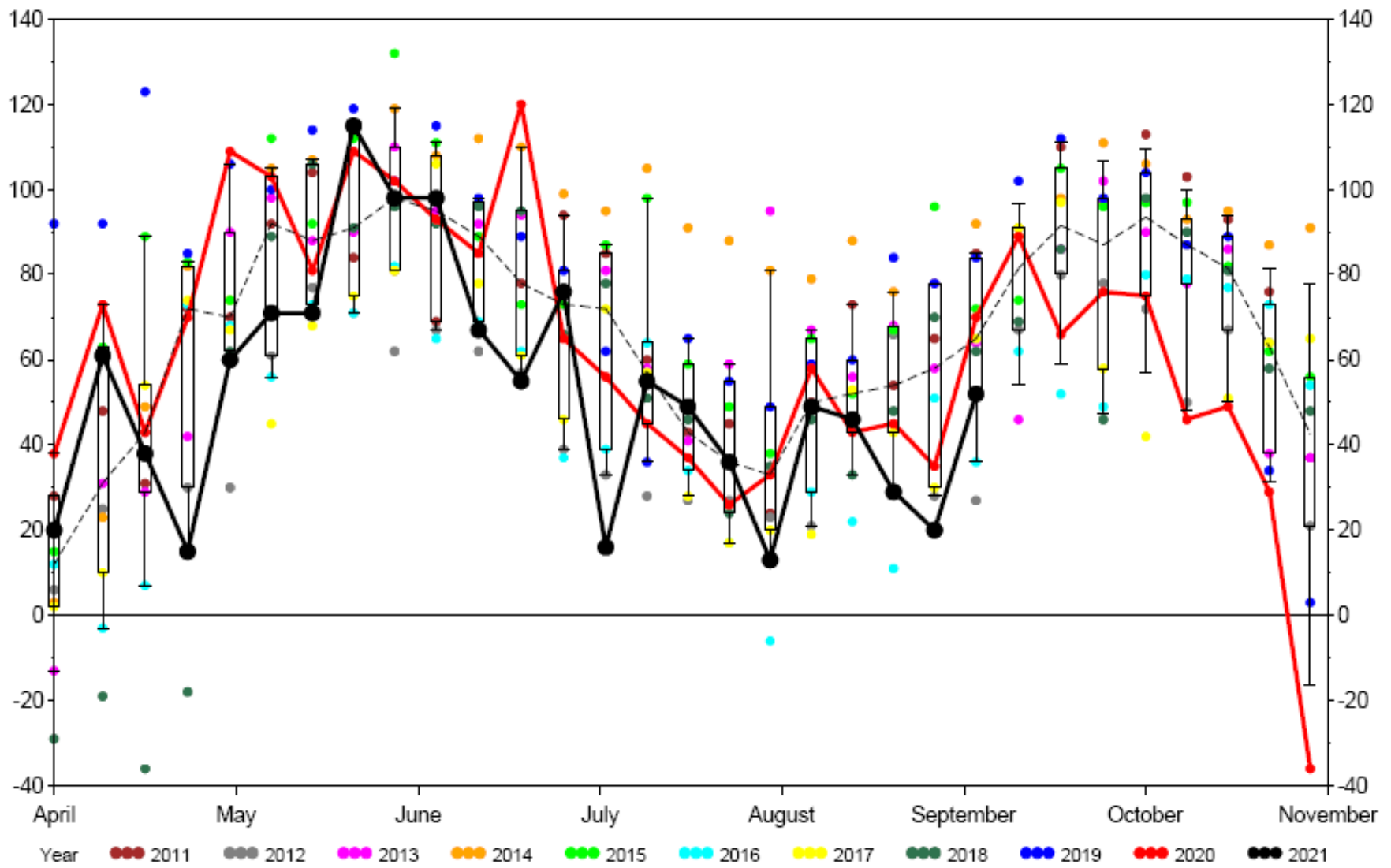
EIA Weekly Natural Gas Storage Data Report September 3, 2021

	Bcf in Storage	Week Change	Last Week Storage	Week Change	Last Year Storage
East Region	703	25	678	17	805
Midwest Region	842	30	812	22	953
Mountain Region	191	1	190	2	216
Pacific Region	243	0	243	2	308
South Region	943	-5	948	-22	1,243
Salt Region	208	-6	214	-15	335
Non Salt Region	735	1	734	-8	908
Total Storage	2,923	52	2,871	20	3,525

EIA Weekly Natural Gas Storage Data Report Detail of Data

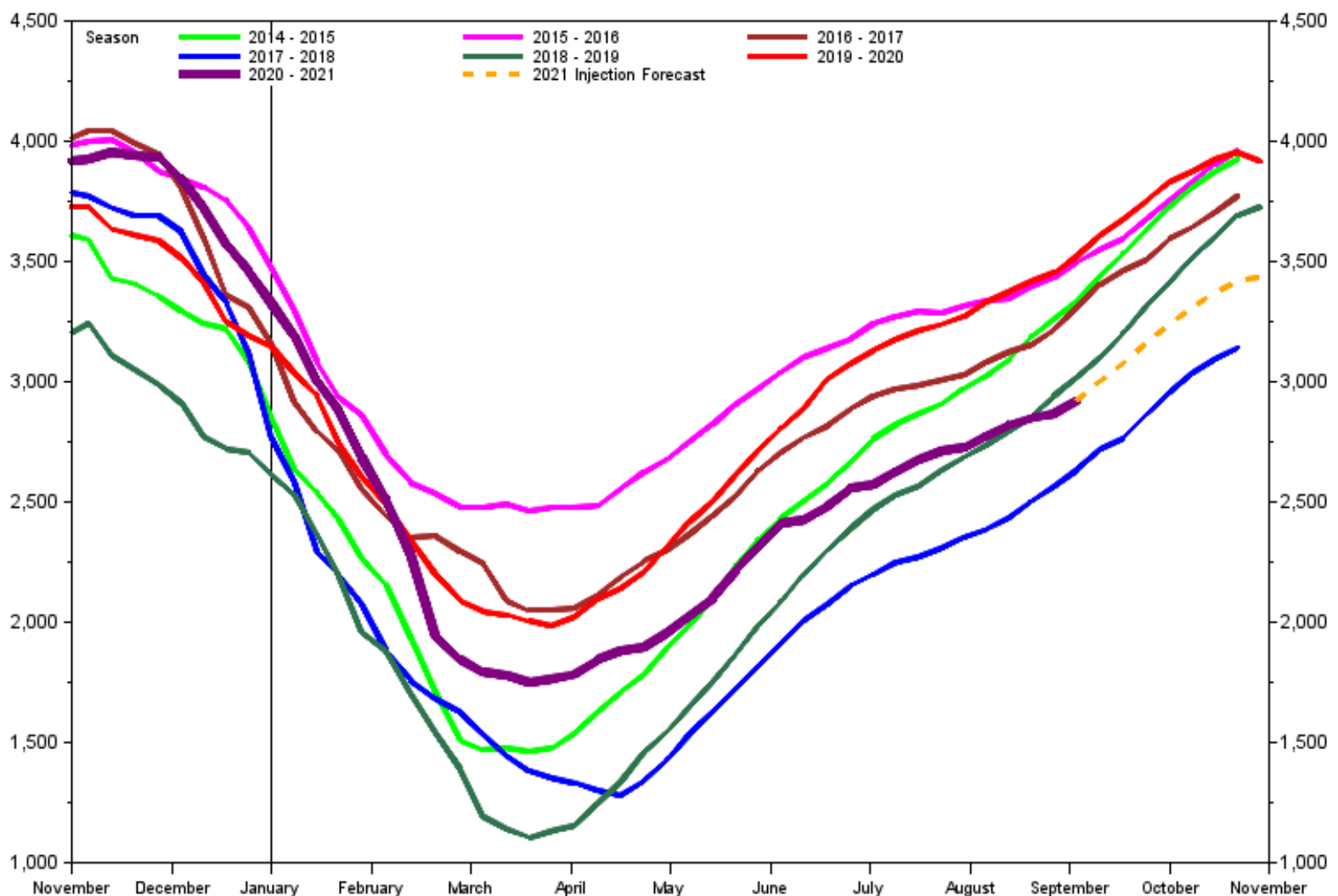
	Total Storage Working Gas	Week Change	Last Year Storage	Last Year Change	Delta to Last Year	Five Year Average	Five Year Change	Delta to Five Year Average	NYMEX Average Price	Week Change
06AUG21	2,776	49	3,332	58	-556	2,976	43	-200	\$4.08	0.06
13AUG21	2,822	46	3,375	43	-553	3,016	41	-194	\$4.00	-0.08
20AUG21	2,851	29	3,420	45	-569	3,068	51	-217	\$3.86	-0.14
27AUG21	2,871	20	3,455	35	-584	3,124	56	-253	\$4.06	0.20
03SEP21	2,923	52	3,525	70	-602	3,198	74	-275	\$4.53	0.47
10SEP21	.	.	3,614	89	.	3,280	82	.	\$4.74	0.21
17SEP21	.	.	3,680	66	.	3,344	64	.	.	.
24SEP21	.	.	3,756	76	.	3,425	82	.	.	.

Natural Gas Injection Season - Total Working Gas
 Injection Distribution (Bcf)
 Latest Weekly Data as of: Friday, September 3, 2021 52 (Bcf)



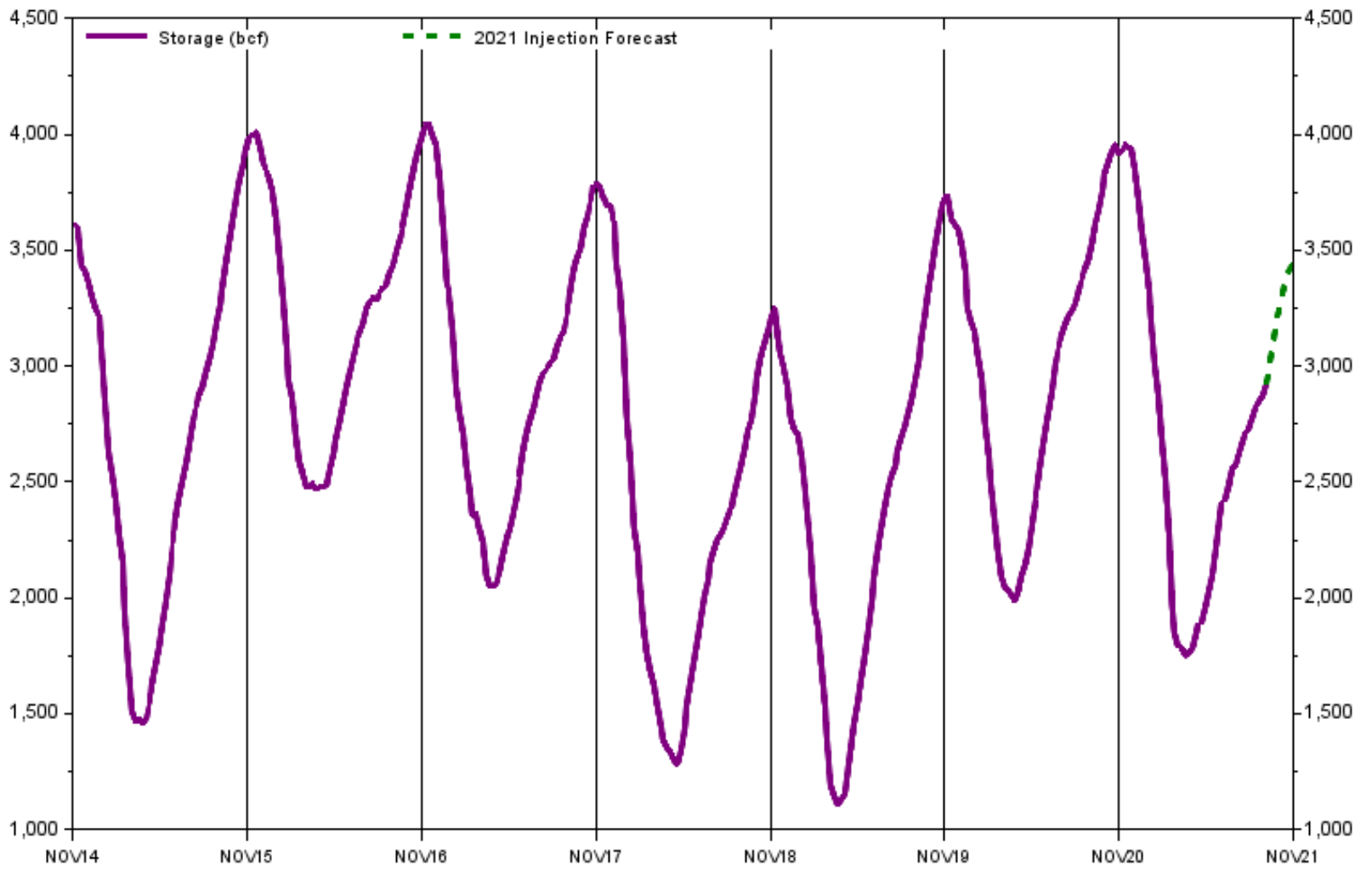
EIA Weekly Natural Gas Storage Report
 Lower 48 Natural Gas Storage with Forecast
 2,923 Bcf in Storage 52 bcf Week Change

September 3, 2021



EIA Weekly Natural Gas Storage Report
 Lower 48 Natural Gas Storage with Forecast
 2,923 Bcf in Storage 52 bcf Week Change

September 3, 2021

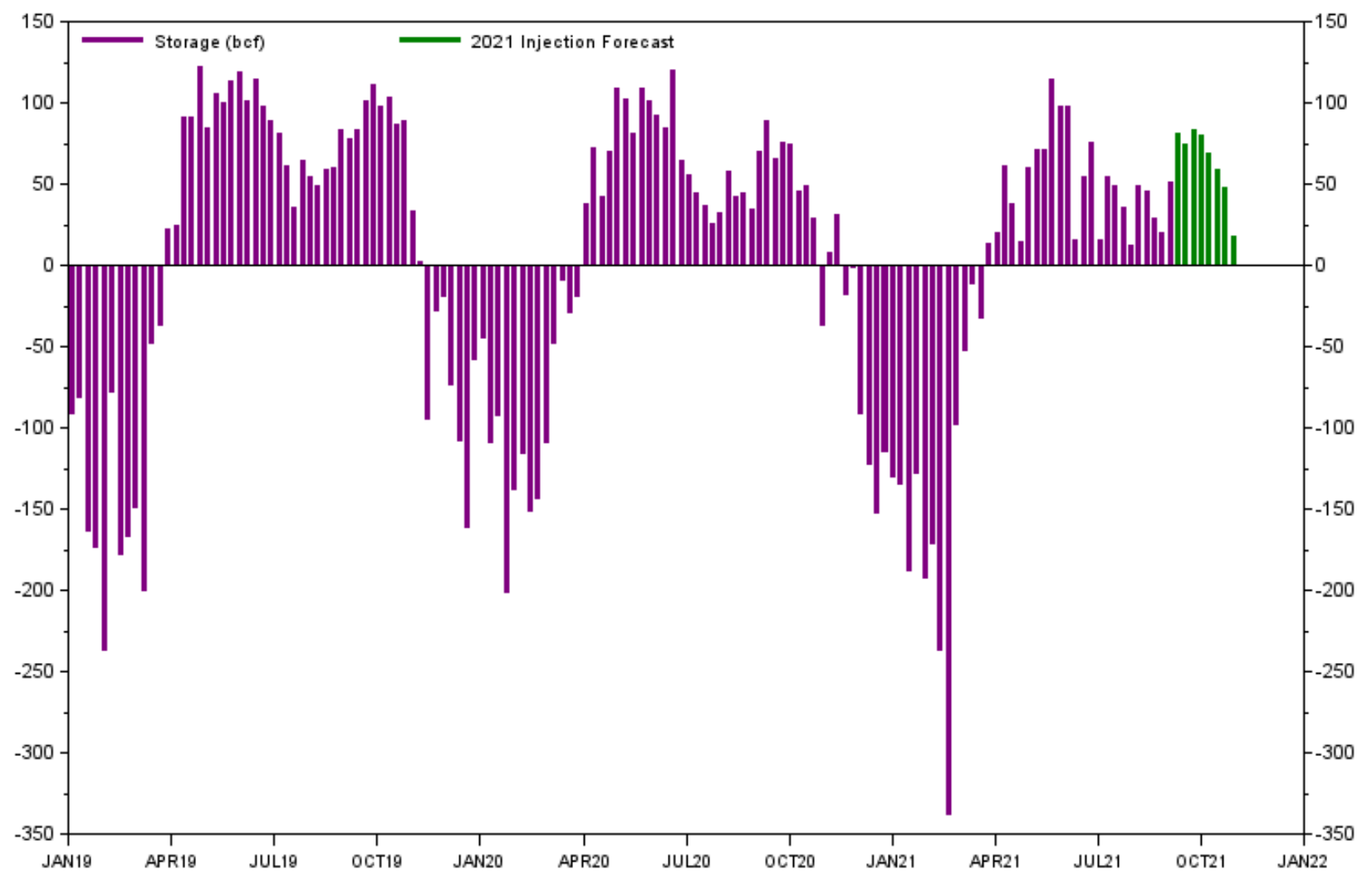


Sources: EIA Fundamental Analytics LLC

www.fundamentalanalytics.com

EIA Weekly Natural Gas Storage Report
 Lower 48 Natural Gas Storage with Forecast
 2,923 Bcf in Storage 52 bcf Week Change

September 3, 2021



Sources: EIA Fundamental Analytics LLC

www.fundamentalanalytics.com

EIA Weekly Natural Gas Storage Report
 (A. K. A. NATURAL GAS STORAGE - Comparative Analysis (Bcf) Blue Gold)
 September 3, 2021
 2,923 Bcf in Storage 52 bcf Week Change

□ Band — 2020-2021 — 2019-2020 — 5 Year Average ● Injection Forecast

