

76 Bcf Natural Gas Storage Injection Close to Expectations

The EIA reported a 76 Bcf injection of natural gas into underground storage for the week ending September 17, which was close to the average of expectations of 73 Bcf. Storage is now 598 Bcf below storage for this same week last year, and 262 below the 5- year average. The demand for US exports of LNG is strong, and the computer storage forecast for End of Injection Season remains at 3,500 (well below previous years), so prices are well supported.

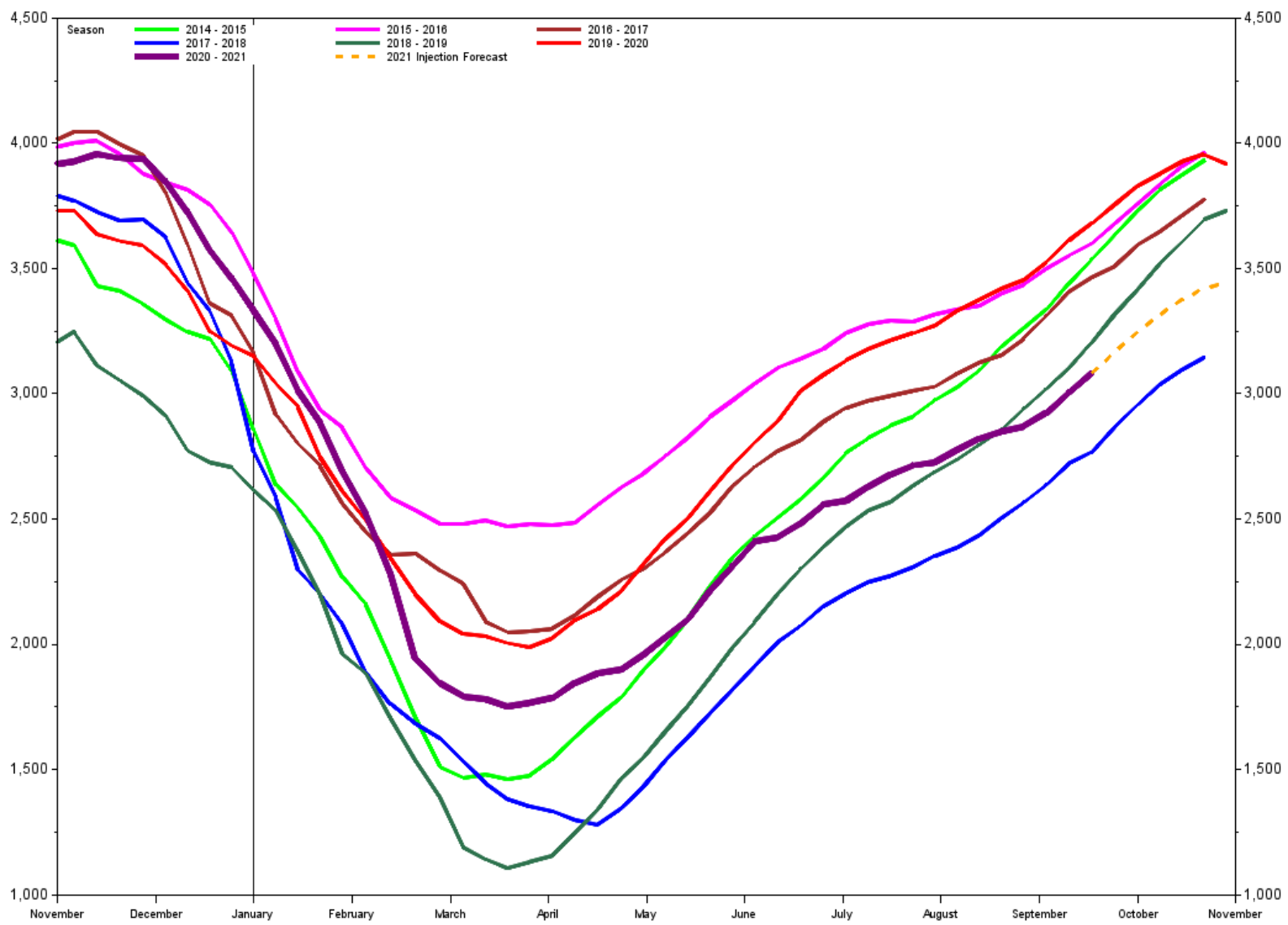
EIA Weekly Natural Gas Storage Data Report September 17, 2021

	Bcf in Storage	Week Change	Last Week Storage	Week Change	Last Year Storage
East Region	751	19	732	29	851
Midwest Region	904	28	876	34	1,009
Mountain Region	196	3	193	2	225
Pacific Region	240	0	240	-3	312
South Region	990	25	965	22	1,283
Salt Region	228	11	217	9	349
Non Salt Region	762	14	748	13	934
Total Storage	3,082	76	3,006	83	3,680

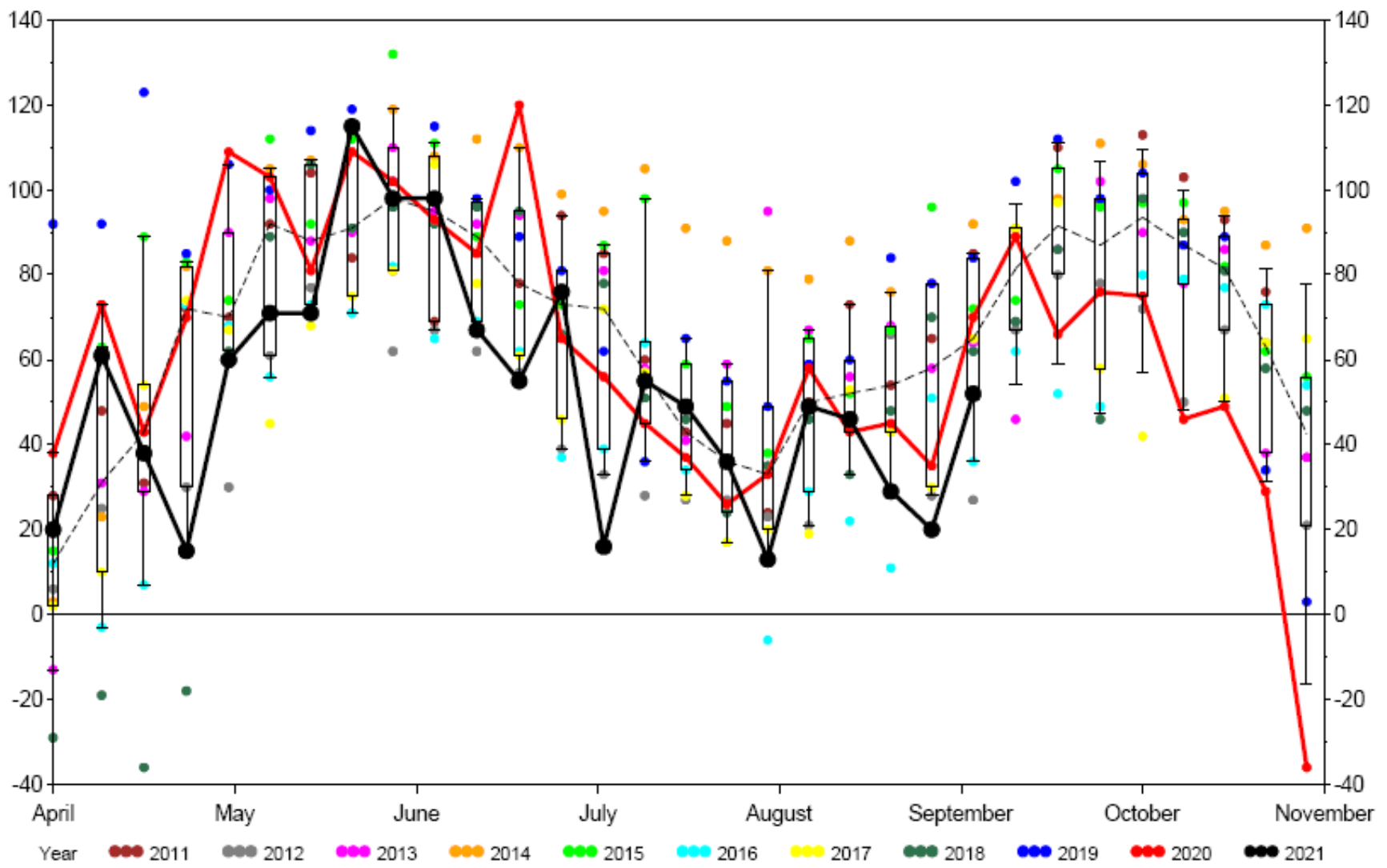
EIA Weekly Natural Gas Storage Data Report Detail of Data

	Total Storage Working Gas	Week Change	Last Year Storage	Last Year Change	Delta to Last Year	Five Year Average	Five Year Change	Delta to Five Year Average	NYMEX Average Price	Week Change
20AUG21	2,851	29	3,420	45	-569	3,068	51	-217	\$3.86	-0.14
27AUG21	2,871	20	3,455	35	-584	3,124	56	-253	\$4.06	0.20
03SEP21	2,923	52	3,525	70	-602	3,198	74	-275	\$4.53	0.47
10SEP21	3,006	83	3,614	89	-608	3,280	82	-274	\$4.86	0.33
17SEP21	3,082	76	3,680	66	-598	3,344	64	-262	\$5.28	0.42
24SEP21	.	.	3,756	76	.	3,425	82	.	\$4.87	-0.41
01OCT21	.	.	3,831	75	.	3,511	86	.	.	.
08OCT21	.	.	3,877	46	.	3,583	72	.	.	.

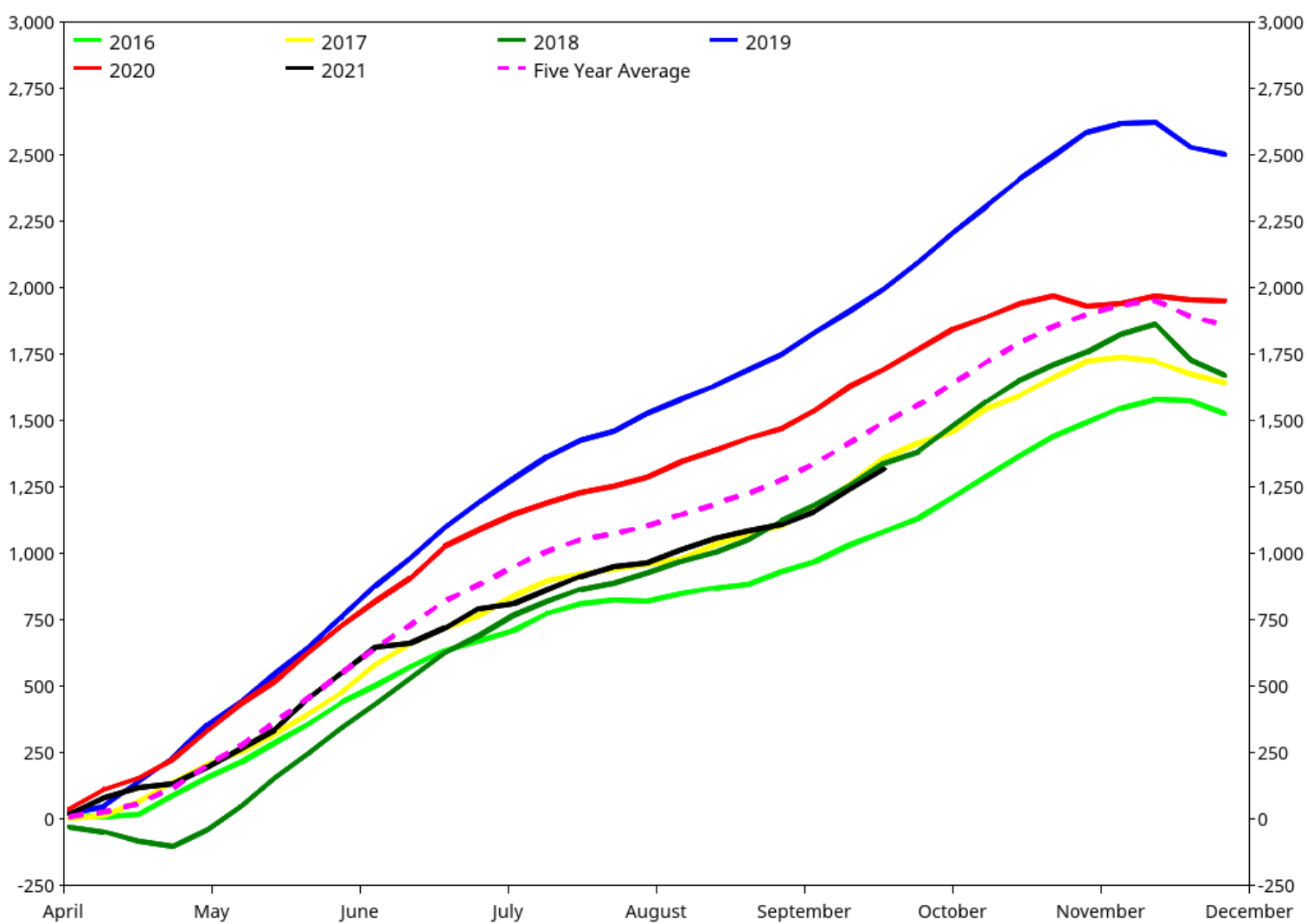
September 17, 2021



Natural Gas Injection Season - Total Working Gas Injection Distribution (Bcf)
 Latest Weekly Data as of: Friday, September 3, 2021 52 (Bcf)



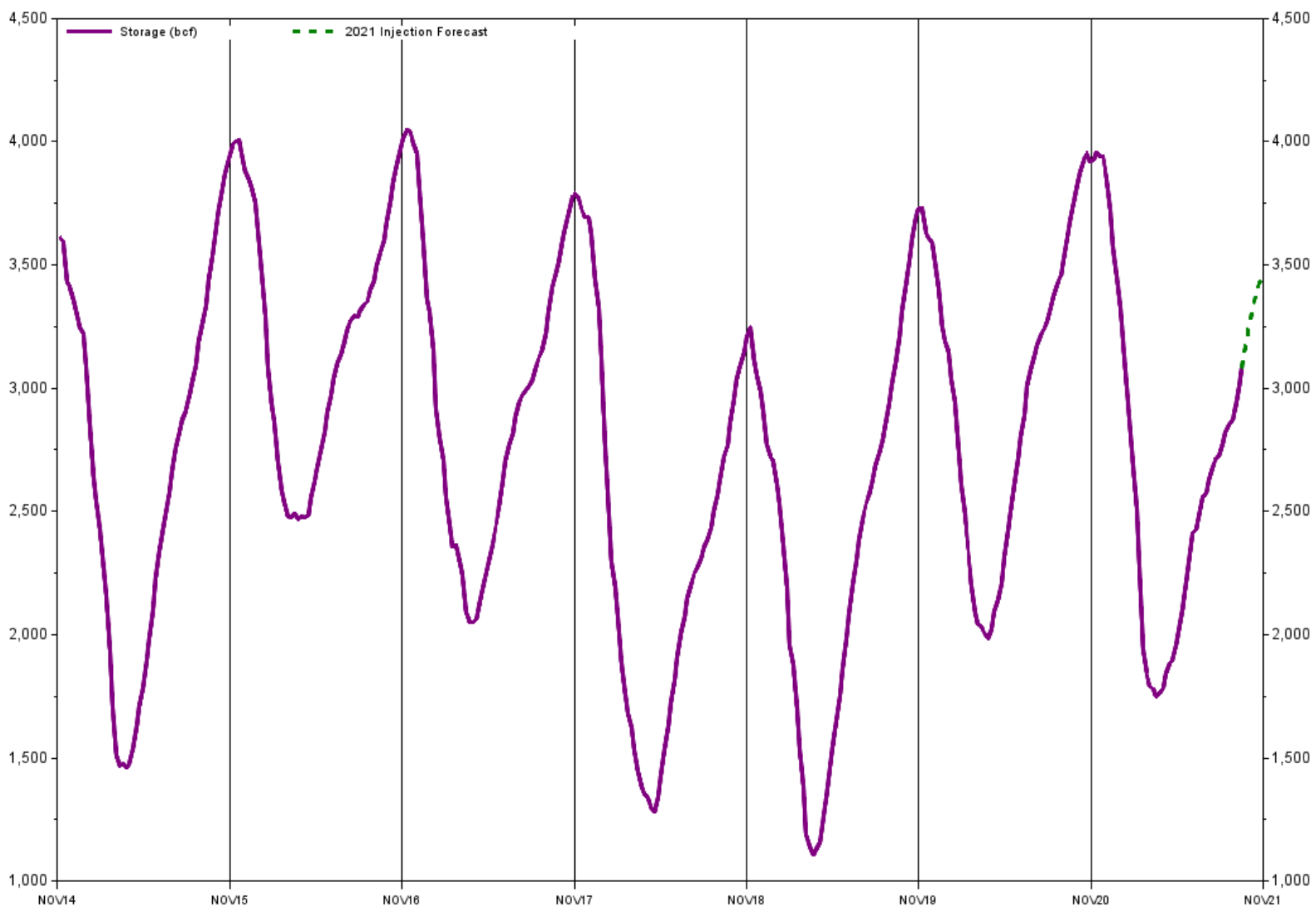
September 17, 2021 Summer Season Storage Cumulative Injection Cumulative Injection 1,318 bcf Average 1,494 bcf



Source: Fundamental Analytics LLC

www.fundamentalanalytics.com

September 17, 2021 EIA Weekly Natural Gas Storage Report Lower 48 Natural Gas Storage with Forecast 3,082 Bcf in Storage 76 bcf Week Change

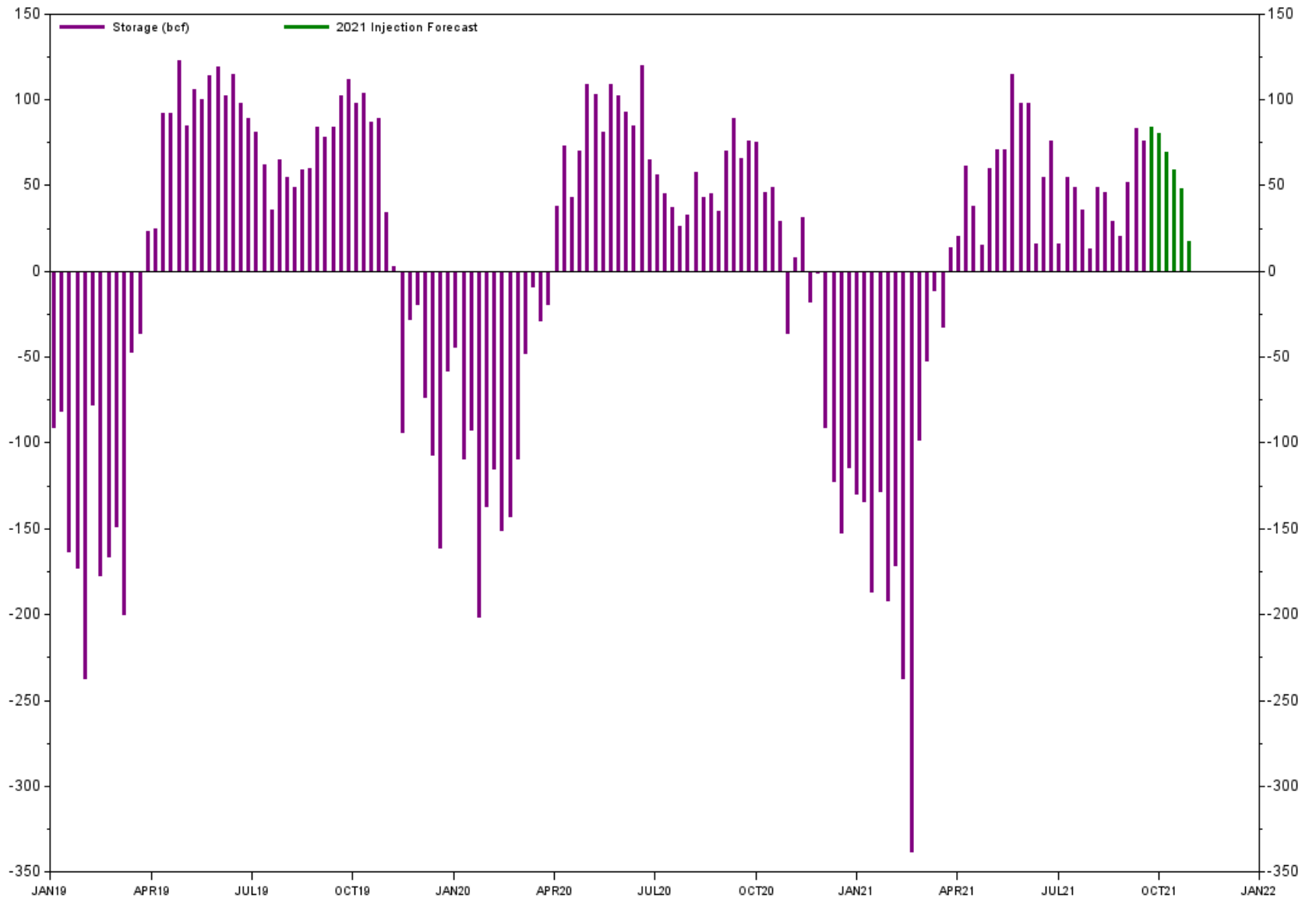


Sources: EIA Fundamental Analytics LLC

www.fundamentalanalytics.com

September 17, 2021

EIA Weekly Natural Gas Storage Report
 Lower 48 Natural Gas Storage with Forecast
 3,082 Bcf in Storage 76 bcf Week Change



Sources: EIA Fundamental Analytics LLC

www.fundamentalanalytics.com

EIA Weekly Natural Gas Storage Report
 (A. K. A. NATURAL GAS STORAGE - Comparative Analysis (Bcf) Blue Gold)
 September 17, 2021
 3,082 Bcf in Storage 76 bcf Week Change

Band 2020-2021 2019-2020 5 Year Average Injection Forecast

