

92 Bcf Natural Gas Storage Injection Slightly Greater than Expectations

The EIA reported a 92 Bcf injection into natural gas storage for the week ending October 15; which was slightly above average of expectations at 90 Bcf. This injection was one of the largest injections in the last ten years for this week of the year. Total working gas in storage at 3,461 Bcf. is now 465 Bcf below year-ago levels and 188 Bcf below the five-year average.

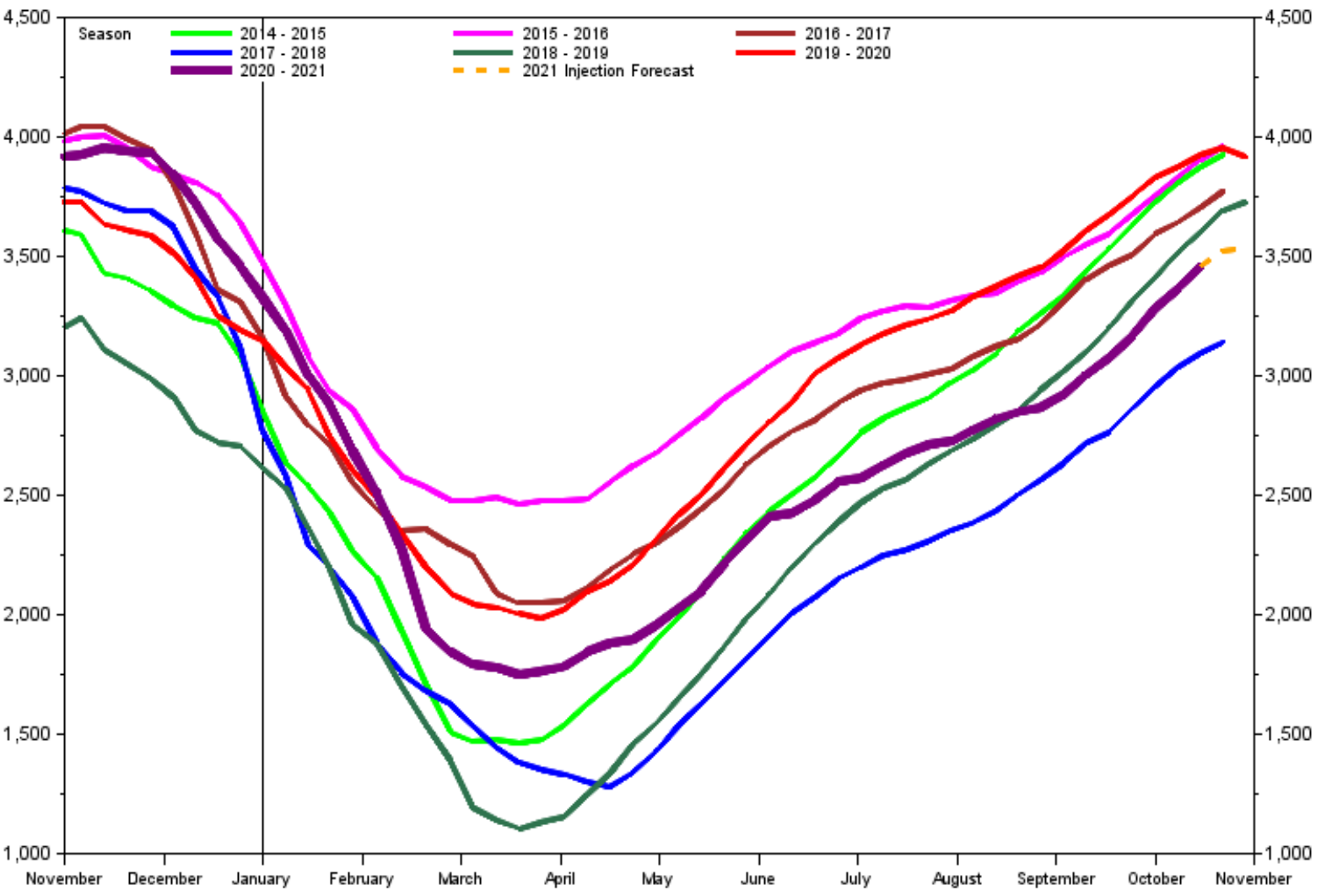
EIA Weekly Natural Gas Storage Data Report October 15, 2021

	Bcf in Storage	Week Change	Last Week Storage	Week Change	Last Year Storage
East Region	862	28	834	24	923
Midwest Region	1,027	30	997	26	1,105
Mountain Region	211	1	210	4	245
Pacific Region	253	2	251	3	323
South Region	1,108	29	1,079	25	1,329
Salt Region	283	14	269	10	360
Non Salt Region	825	15	810	15	969
Total Storage	3,461	92	3,369	81	3,926

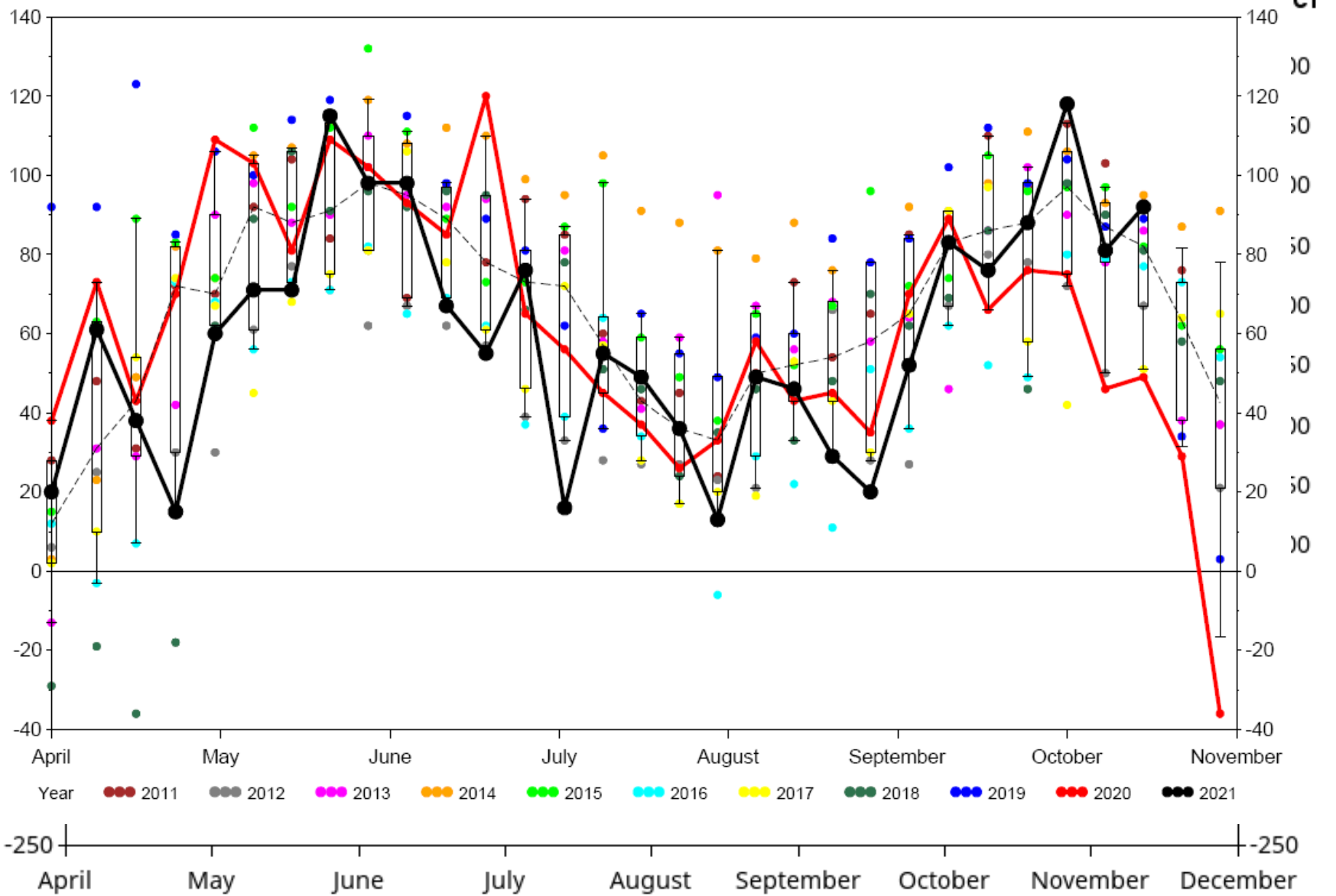
EIA Weekly Natural Gas Storage Data Report Detail of Data

	Total Storage Working Gas	Week Change	Last Year Storage	Last Year Change	Delta to Last Year	Five Year Average	Five Year Change	Delta to Five Year Average	NYMEX Average Price	Week Change
17SEP21	3,082	76	3,680	66	-598	3,344	64	-262	\$5.28	0.42
24SEP21	3,170	88	3,756	76	-586	3,425	82	-255	\$4.94	-0.34
01OCT21	3,288	118	3,831	75	-543	3,511	86	-223	\$5.70	0.76
08OCT21	3,369	81	3,877	46	-508	3,583	72	-214	\$5.80	0.10
15OCT21	3,461	92	3,926	49	-465	3,649	66	-188	\$5.51	-0.29
22OCT21	.	.	3,955	29	.	3,706	57	.	\$5.08	-0.43
29OCT21	.	.	3,919	-36	.	3,733	26	.	.	.
05NOV21	.	.	3,927	8	.	3,745	12	.	.	.

EIA Weekly Natural Gas Storage Report
 Lower 48 Natural Gas Storage with Forecast
 3,461 Bcf in Storage 92 bcf Week Change

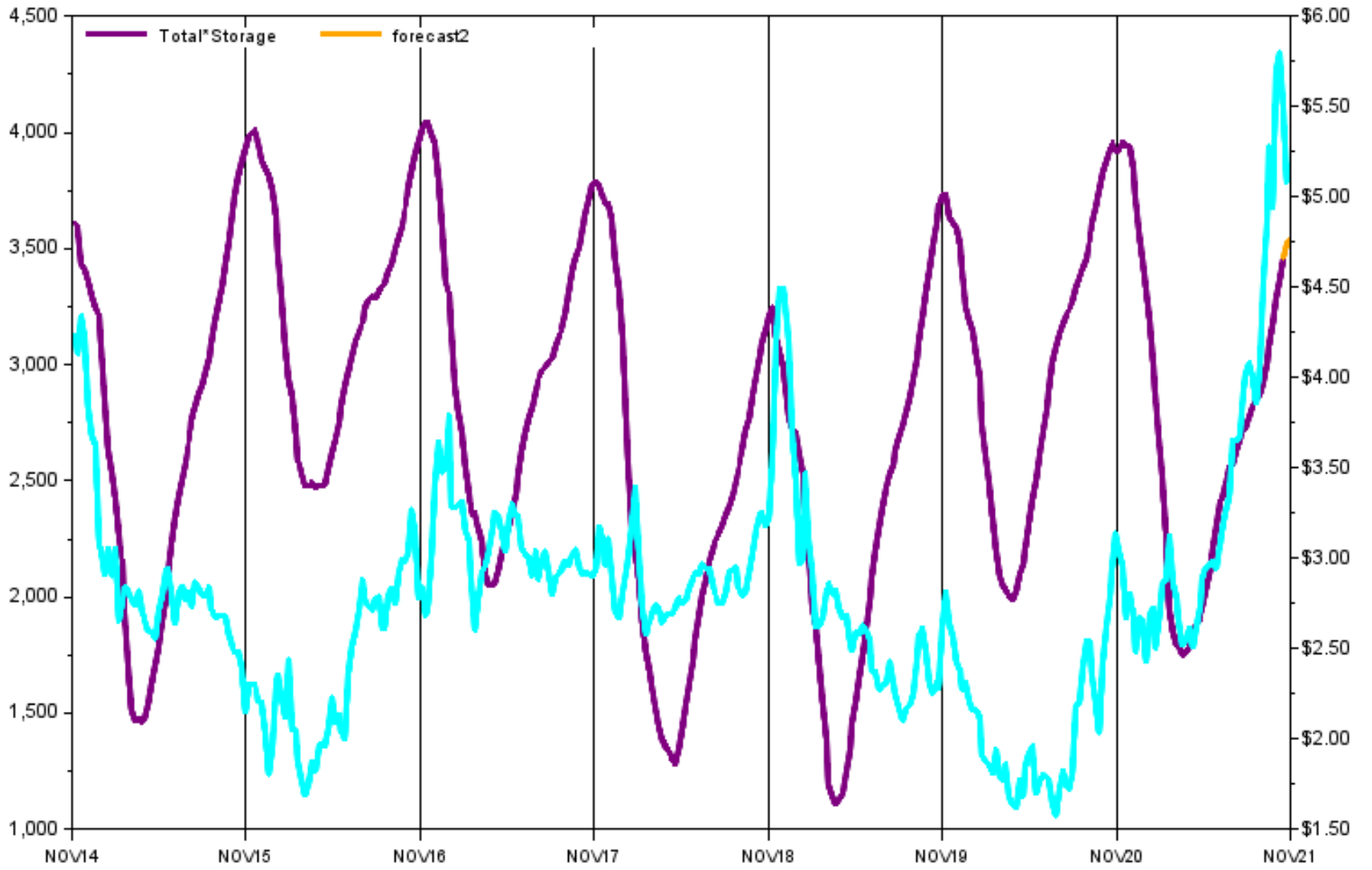


Natural Gas Injection Season - Total Working Gas
 Injection Distribution (Bcf)
 Latest Weekly Data as of: Friday, October 15, 2021 92 (Bcf)



EIA Weekly Natural Gas Storage Report
 Lower 48 Natural Gas Storage with Forecast
 3,461 Bcf in Storage 92 bcf Week Change

October 15, 2021

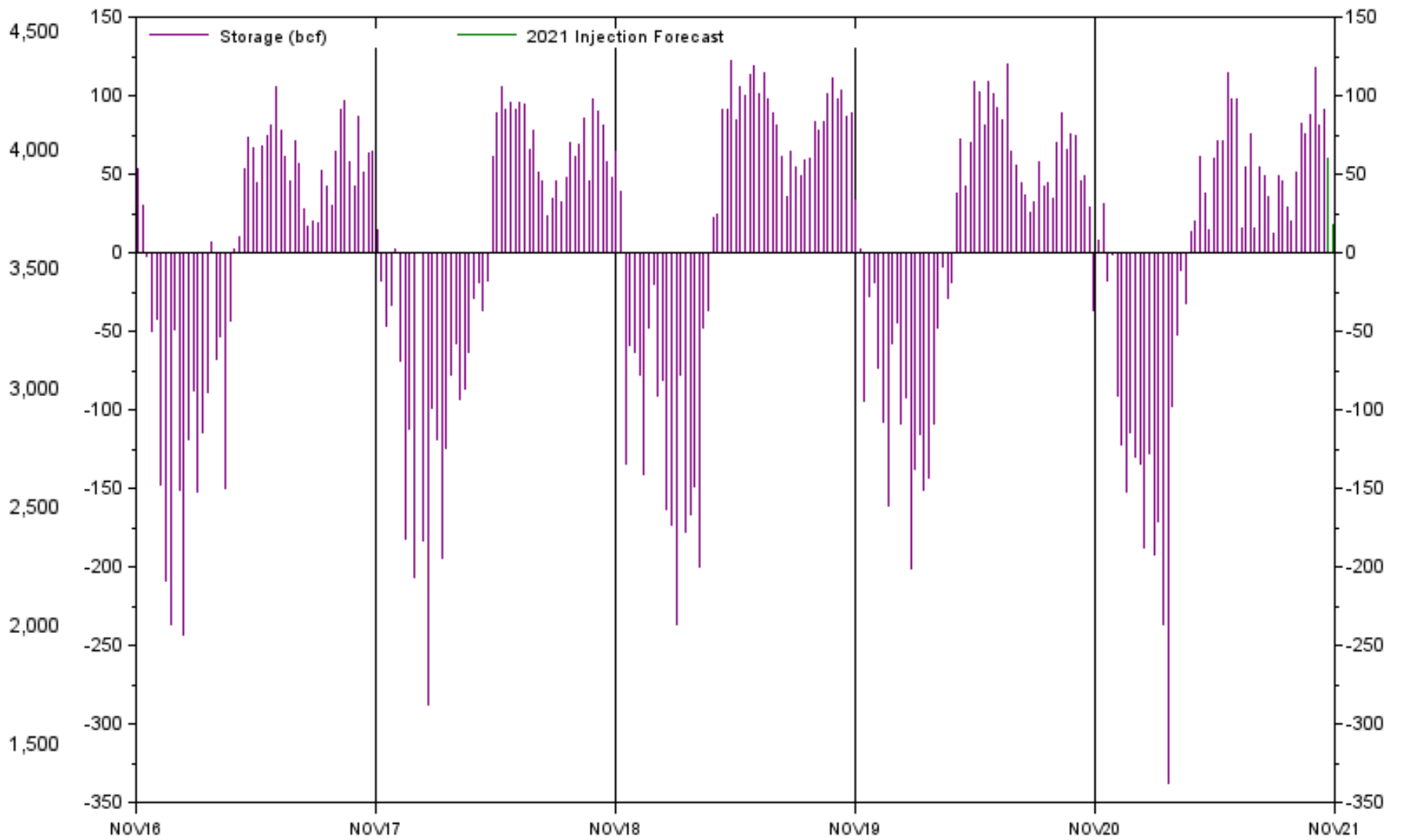


Sources: EIA Fundamental Analytics LLC

www.fundamentalanalytics.com

EIA Weekly Natural Gas Storage Report
 Lower 48 Natural Gas Storage with Forecast
 3,461 Bcf in Storage 92 bcf Week Change

October 15, 2021

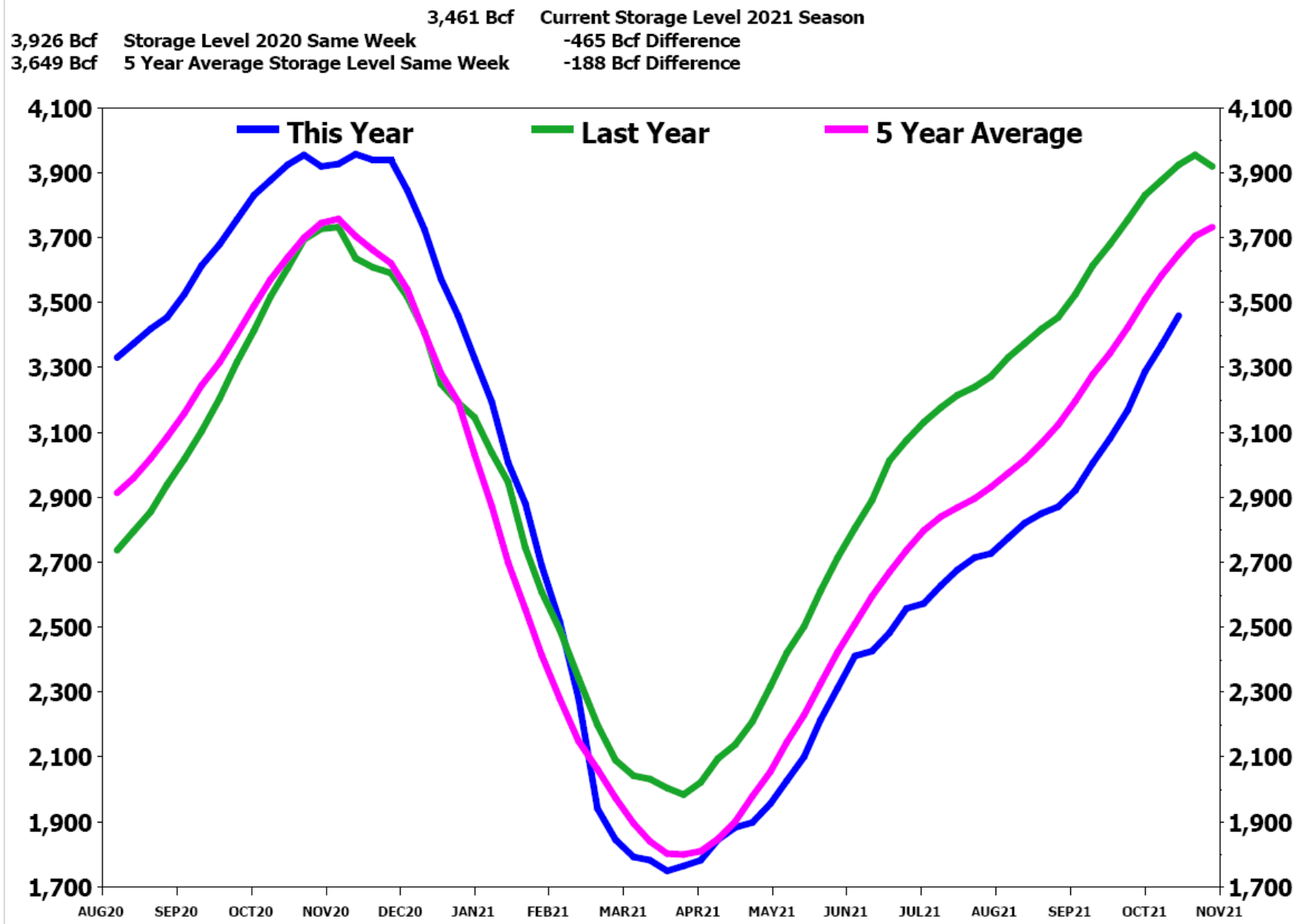


Sources: EIA Fundamental Analytics LLC

www.fundamentalanalytics.com

Sources: EIA Fundamental Analytics LLC

www.fundamentalanalytics.com



EIA Weekly Natural Gas Storage Report
(A. K. A. NATURAL GAS STORAGE - Comparative Analysis (Bcf) Blue Gold)
October 15, 2021
3,461 Bcf in Storage 92 bcf Week Change

