

**Weekly Natural Gas Storage Report**

for the week ending August 6, 2021 | Release Date: August 12, 2021

**49 Bcf Natural Gas Storage Injection: Close to Expectations**

The EIA reported a 49 Bcf injection into natural gas storage inventories for the week ending August 6, close to average estimates of 47 Bcf, natural gas prices fell with the release of the report, ending the trading day near 15 cents down. The price drop was also attributed to new weather forecasts of the current heatwave weakening. With more seasonable temperatures next week, demand for air conditioning will lessen and reduce natural gas power burn. Storage is now 556 Bcf below storage last year for the similar week, and 200 Bcf below the 5-year average.

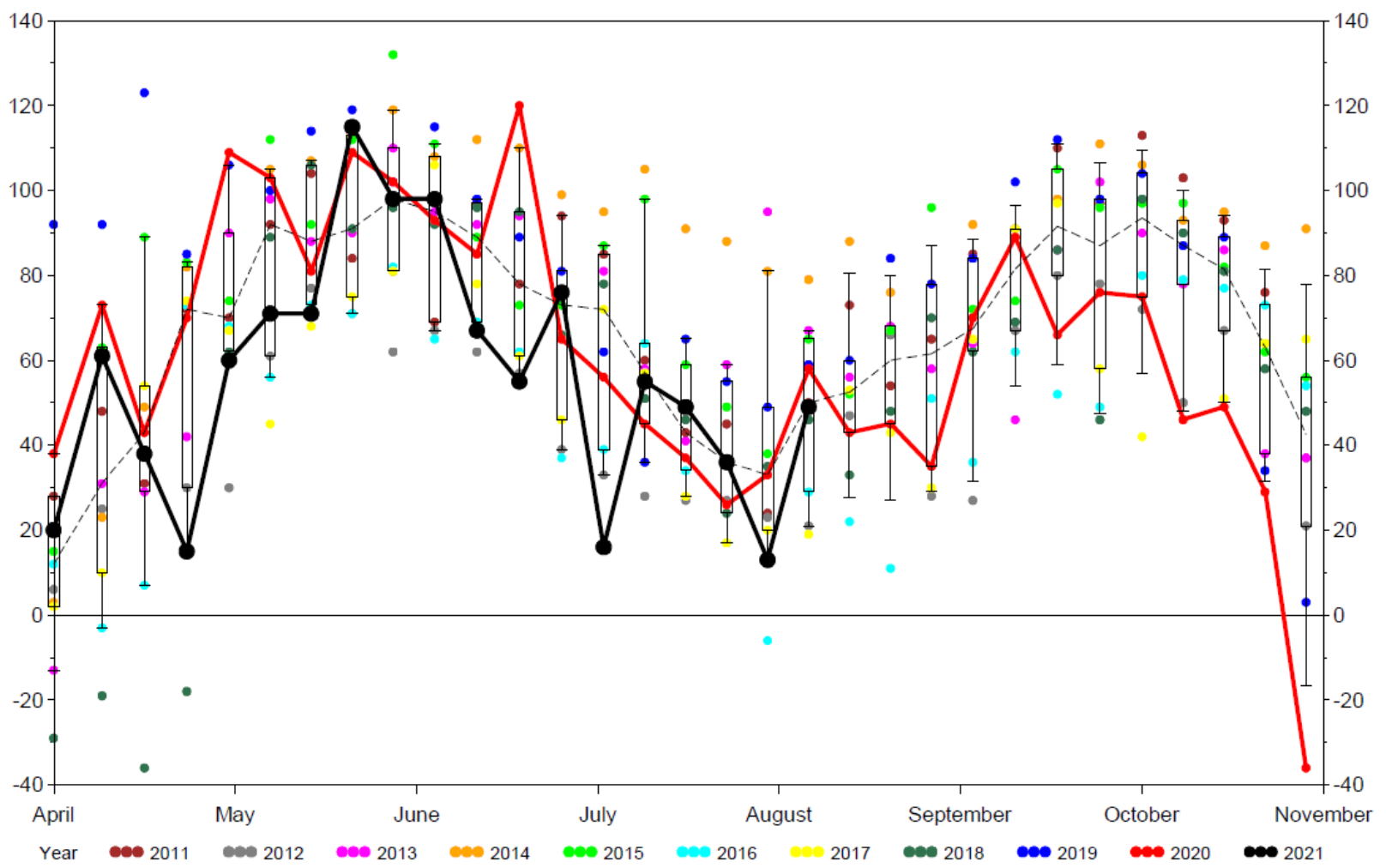
***EIA Weekly Natural Gas Storage Data Report  
August 6, 2021***

	Bcf in Storage	Week Change	Last Week Storage	Week Change	Last Year Storage
East Region	629	25	604	21	738
Midwest Region	741	22	719	17	856
Mountain Region	185	1	184	0	206
Pacific Region	241	-3	244	-2	314
South Region	979	3	976	-23	1,219
Salt Region	247	-3	250	-19	337
Non Salt Region	732	6	726	-3	883
<b>Total Storage</b>	<b>2,776</b>	<b>49</b>	<b>2,727</b>	<b>13</b>	<b>3,332</b>

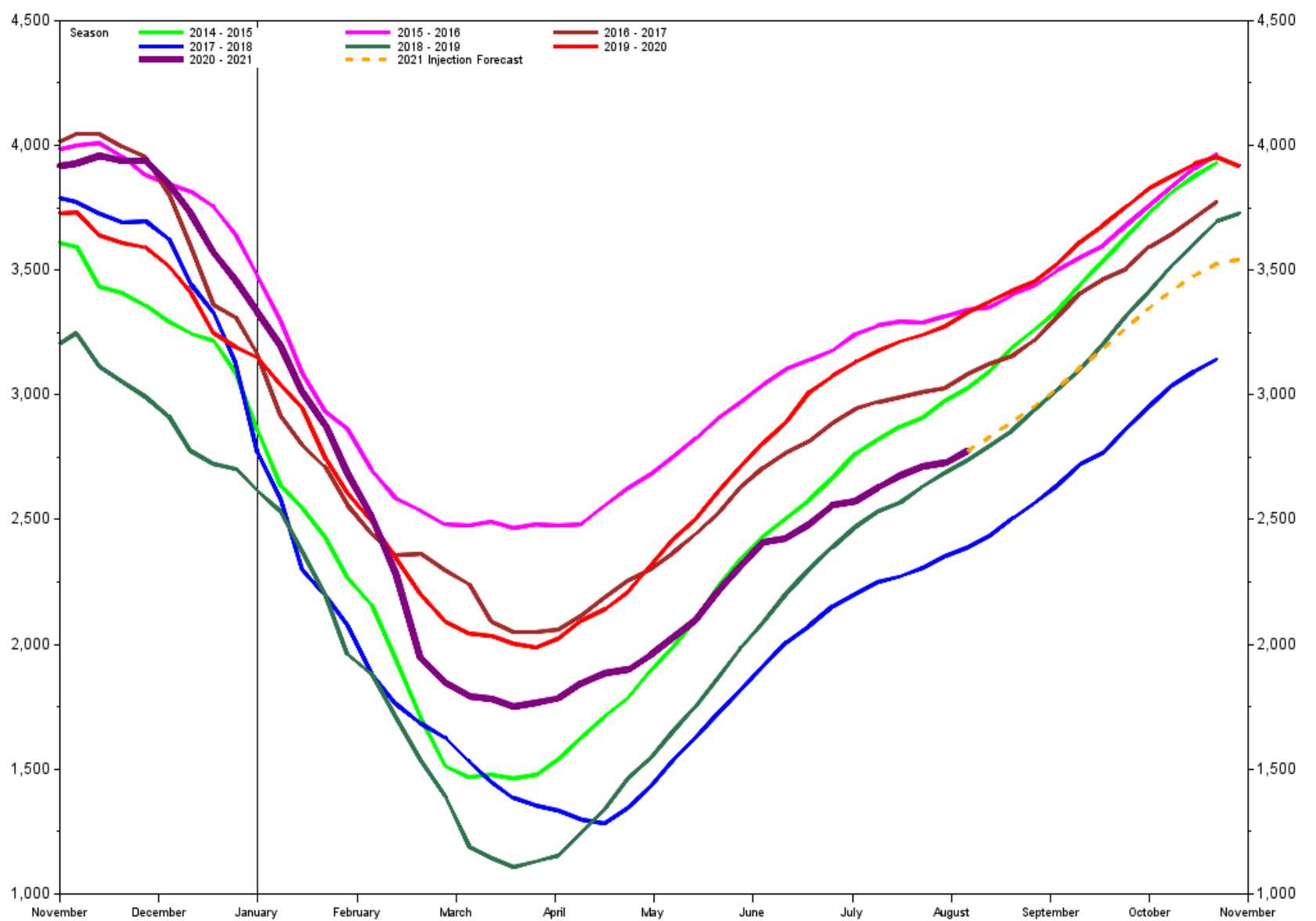
***EIA Weekly Natural Gas Storage Data Report  
Detail of Data***

	Total Storage Working Gas	Week Change	Last Year Storage	Last Year Change	Delta to Last Year	Five Year Average	Five Year Change	Delta to Five Year Average	NYMEX Average Price	Week Change
09JUL21	2,629	55	3,178	45	-549	2,842	43	-213	\$3.65	-0.00
16JUL21	2,678	49	3,215	37	-537	2,868	26	-190	\$3.68	0.03
23JUL21	2,714	36	3,241	26	-527	2,896	28	-182	\$3.94	0.26
30JUL21	2,727	13	3,274	33	-547	2,933	36	-206	\$4.02	0.08
06AUG21	2,776	49	3,332	58	-556	2,976	43	-200	\$4.08	0.06
13AUG21	.	.	3,375	43	.	3,016	41	.	\$4.07	-0.01
20AUG21	.	.	3,420	45	.	3,068	51	.	.	.
27AUG21	.	.	3,455	35	.	3,124	56	.	.	.

Natural Gas Injection Season - Total Working Gas  
Injection Distribution (Bcf)  
Latest Weekly Data as of: Friday, August 6, 2021 49 (Bcf)

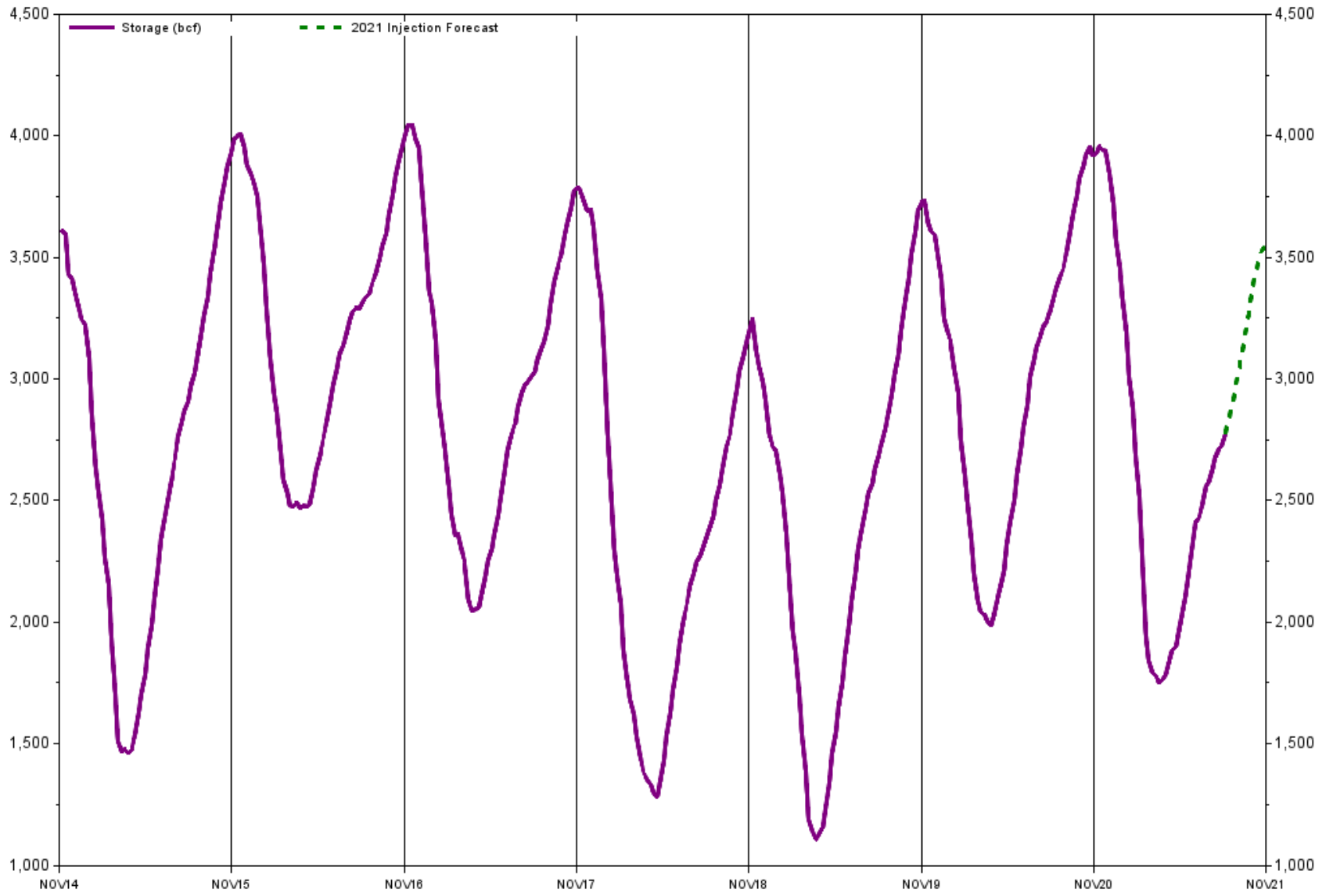


EIA Weekly Natural Gas Storage Report  
Lower 48 Natural Gas Storage with Forecast  
August 6, 2021  
2,776 Bcf in Storage 49 bcf Week Change



August 6, 2021

EIA Weekly Natural Gas Storage Report  
Lower 48 Natural Gas Storage with Forecast  
2,776 Bcf in Storage 49 bcf Week Change

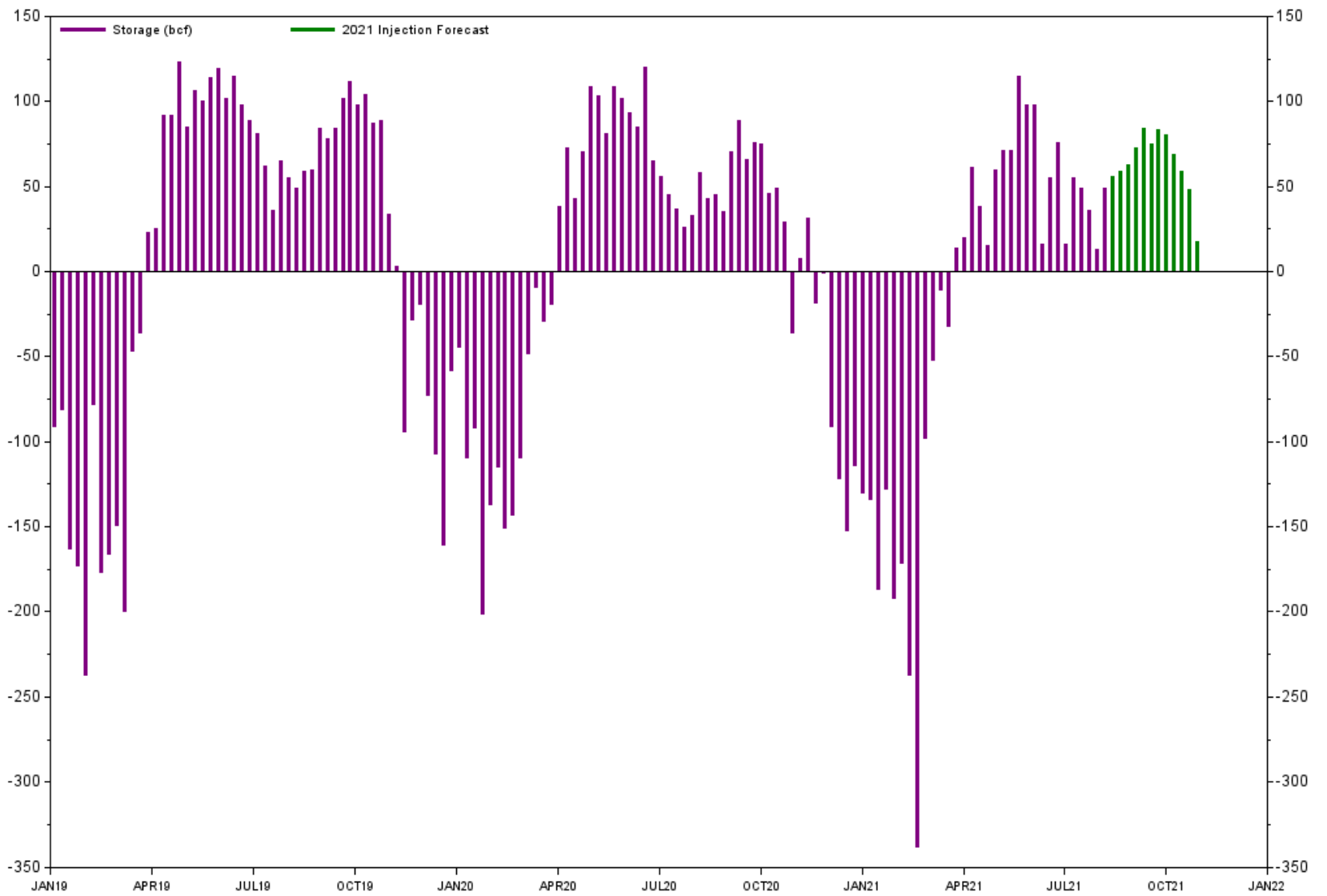


Sources: EIA Fundamental Analytics LLC

www.fundamentalanalytics.com

August 6, 2021

EIA Weekly Natural Gas Storage Report  
Lower 48 Natural Gas Storage with Forecast  
2,776 Bcf in Storage 49 bcf Week Change



Sources: EIA Fundamental Analytics LLC

www.fundamentalanalytics.com

EIA Weekly Natural Gas Storage Report  
(A. K. A. NATURAL GAS STORAGE - Comparative Analysis (Bcf) Blue Gold)  
August 6, 2021  
2,776 Bcf in Storage 49 bcf Week Change

