



U.S. Energy Information
Administration



Natural Gas Storage Data, Tables, and Charts

Latest Data Update November 25, 2022

Provided by Fundamental Analytics

Comments on the EIA Natural Gas Storage Report	1
.	1
Latest Storage Data Table	2
Summary Table	2
Latest Data Tables	3
Details Table	3
November to November Storage History for Last 5-Years	4
With 5-Year Range	4
Natural Gas Storage	5
Time Series Plot	5
Natural Gas Cumulative Injection	6
With 5-Year Range	6
Withdrawal Distribution Version 1	7
Weekly Historic Ranges	7
Withdrawal Distribution Version 2	8
Weekly Historic Ranges	8
Daily High-Low-Close Bar Chart Natural Gas	9
Time Series Plots	9
NYMEX Natural Gas March-April Calendar Spread	10
Year on Year Plot	10
NYMEX Natural Gas March-April Calendar Spread	11
With Storage Plotted	11

Comments on the EIA Natural Gas Storage Report

The EIA reported a withdrawal of 81 Bcf natural gas into storage for the week ended November 25. The report was close to the average of expectations of 82 Bcf, but significantly greater than the 5-year average of 28 Bcf.

Despite the seasonally large withdrawal prices continued to fall with January natural futures down nearly 6 cents for the day.

The 81 Bcf draw brought storage to 3,483 Bcf which is 59 Bcf below last year and 73 Bcf below the 5-year average.

EIA Weekly Natural Gas Storage Data Report

November 25, 2022

	Bcf in Storage	Week Change	Last Week Storage	Week Change	Last Year Storage
East Region	840	-26	866	-16	867
Midwest Region	1,040	-23	1,063	-21	1,043
Mountain Region	197	-6	203	-5	206
Pacific Region	226	-6	232	-9	263
South Region	1,181	-19	1,200	-28	1,185
Salt Region	314	-4	318	-9	335
Non Salt Region	867	-15	882	-19	851
Total Storage	3,483	-81	3,564	-80	3,564

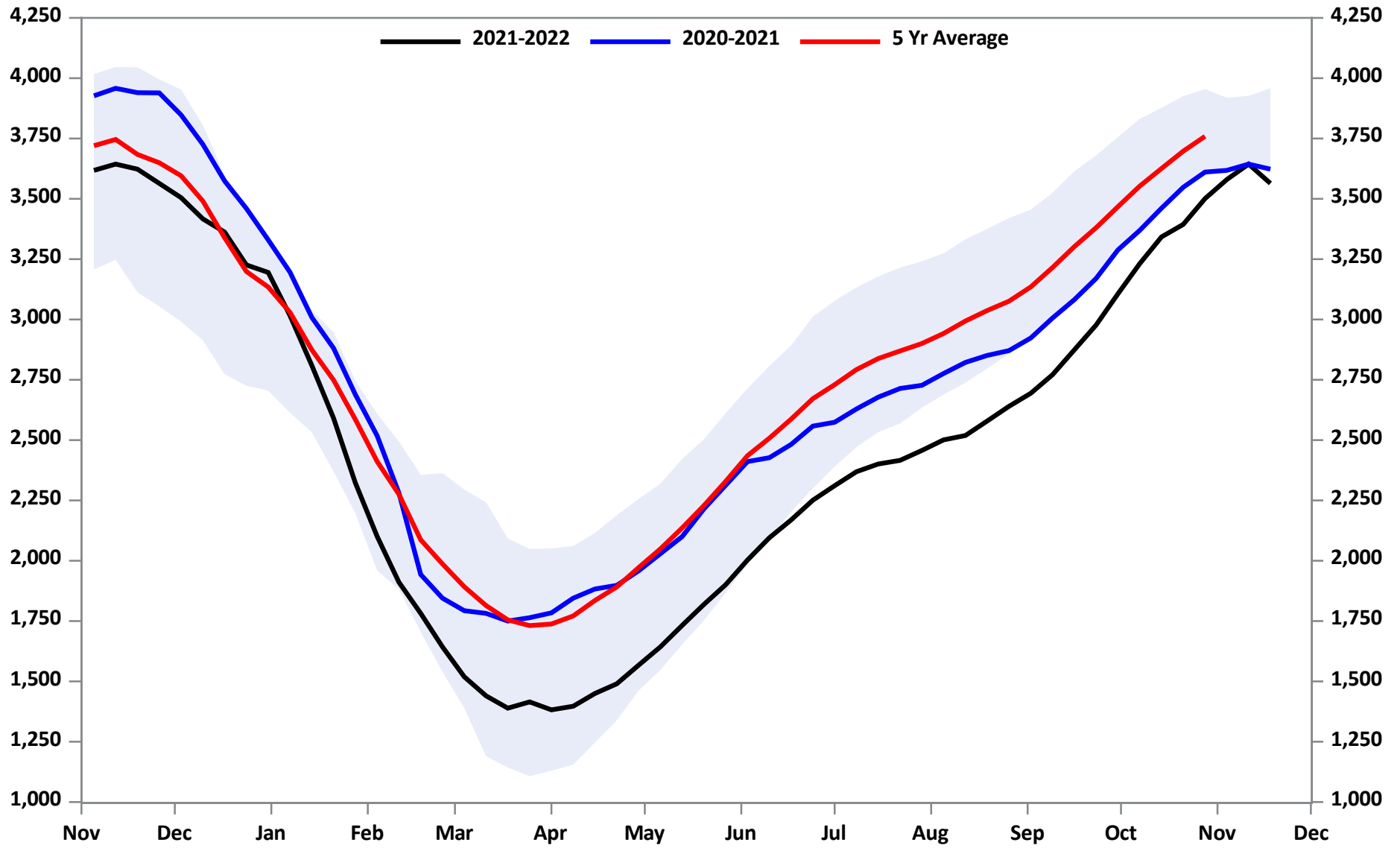
EIA Weekly Natural Gas Storage Data Report

Detail of Data

	Total Storage Working Gas	Week Change	Last Year Storage	Last Year Change	Delta to Last Year	Five Year Average	Five Year Change	Delta to Five Year Average	NYMEX Average Price	Week Change
19AUG22	2,579	60	2,851	29	-272	2,957	47	-378	\$9.17	0.91
26AUG22	2,640	61	2,871	20	-231	3,011	53	-371	\$9.37	0.21
02SEP22	2,694	54	2,923	52	-229	3,083	72	-389	\$9.11	-0.26
09SEP22	2,771	77	3,006	83	-235	3,171	88	-400	\$7.97	-1.14
16SEP22	2,874	103	3,082	76	-208	3,240	70	-366	\$8.35	0.37
23SEP22	2,977	103	3,170	88	-193	3,323	83	-346	\$7.43	-0.91
30SEP22	3,106	129	3,288	118	-182	3,417	94	-311	\$6.81	-0.62
07OCT22	3,231	125	3,369	81	-138	3,489	72	-258	\$6.79	-0.02
14OCT22	3,342	111	3,461	92	-119	3,560	70	-218	\$6.53	-0.26
21OCT22	3,394	52	3,548	87	-154	3,623	64	-229	\$5.50	-1.03
28OCT22	3,501	107	3,611	63	-110	3,651	28	-150	\$5.46	-0.05
04NOV22	3,580	79	3,618	7	-38	3,659	8	-79	\$6.14	0.68
11NOV22	3,644	64	3,644	26	0	3,616	-43	28	\$6.21	0.07
18NOV22	3,564	-80	3,623	-21	-59	3,584	-32	-20	\$6.17	-0.05
25NOV22	3,483	-81	3,564	-59	-81	3,556	-28	-73	\$6.97	0.80

November 25, 2022
3,483 Bcf in Storage

EIA Weekly Natural Gas Storage Report -81 Bcf Week Withdrawal

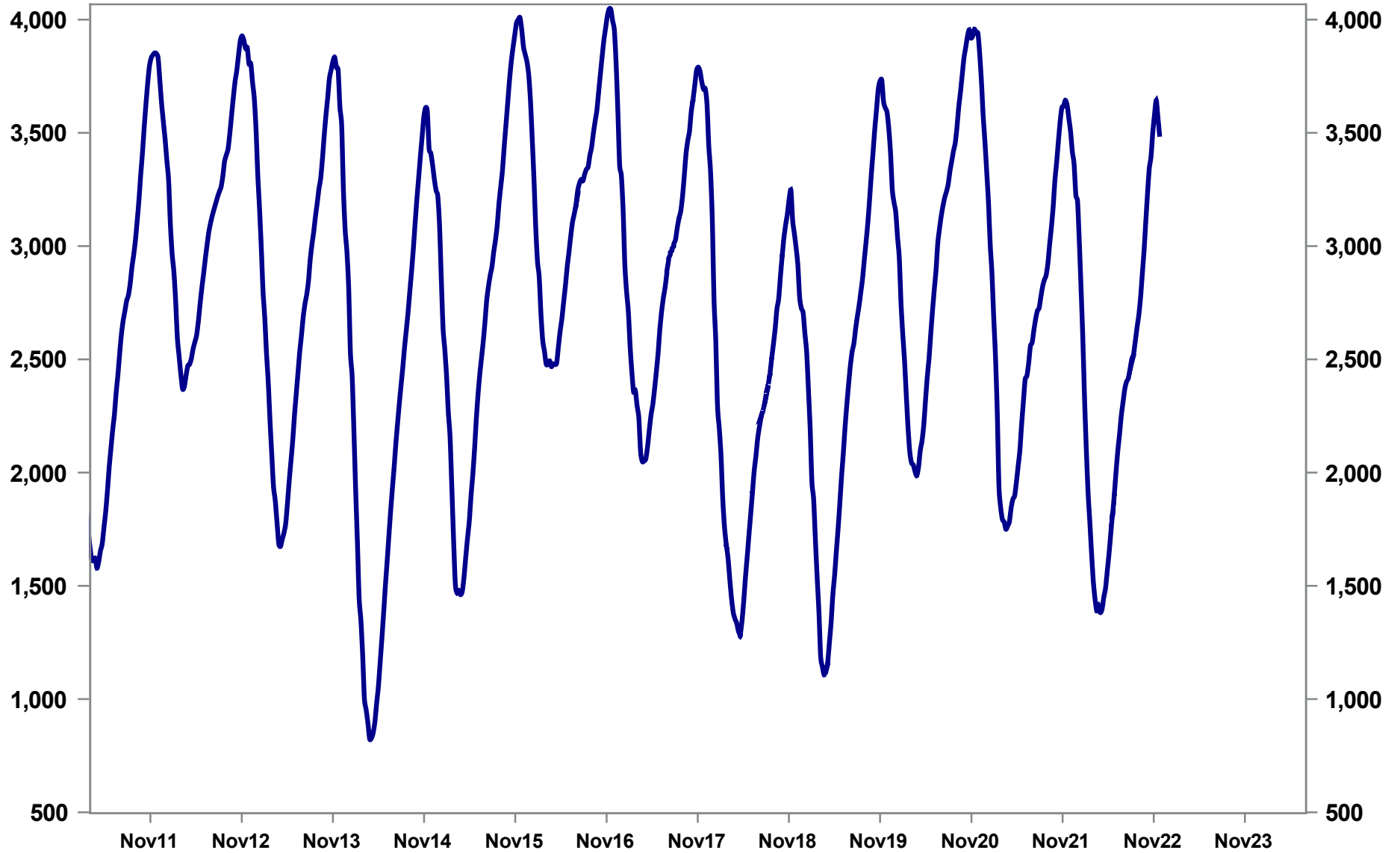


Source: EIA Fundamental Analytics

www.fundamentalanalytics.com

November 25, 2022
3,483 Bcf in Storage

EIA Weekly Natural Gas Storage Report -81 Bcf Week Withdrawal



Source: EIA Fundamental Analytics

www.fundamentalanalytics.com

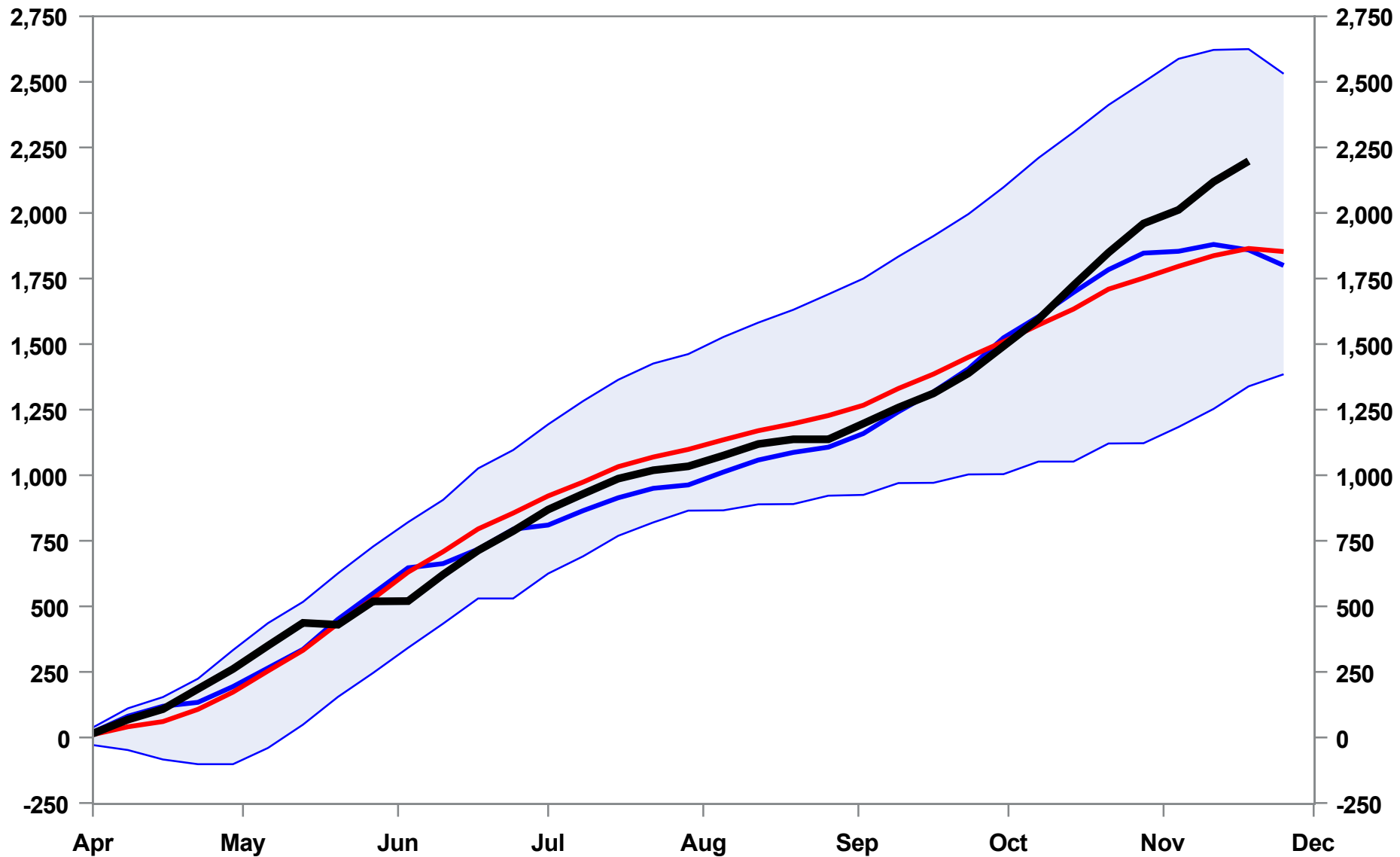
As of November 25, 2022

Natural Gas Storage Cumulative Injection

2,198 Bcf

5-Year Average

2021 Data



Source: EIA Fundamental Analytics

www.fundamentalanalytics.com

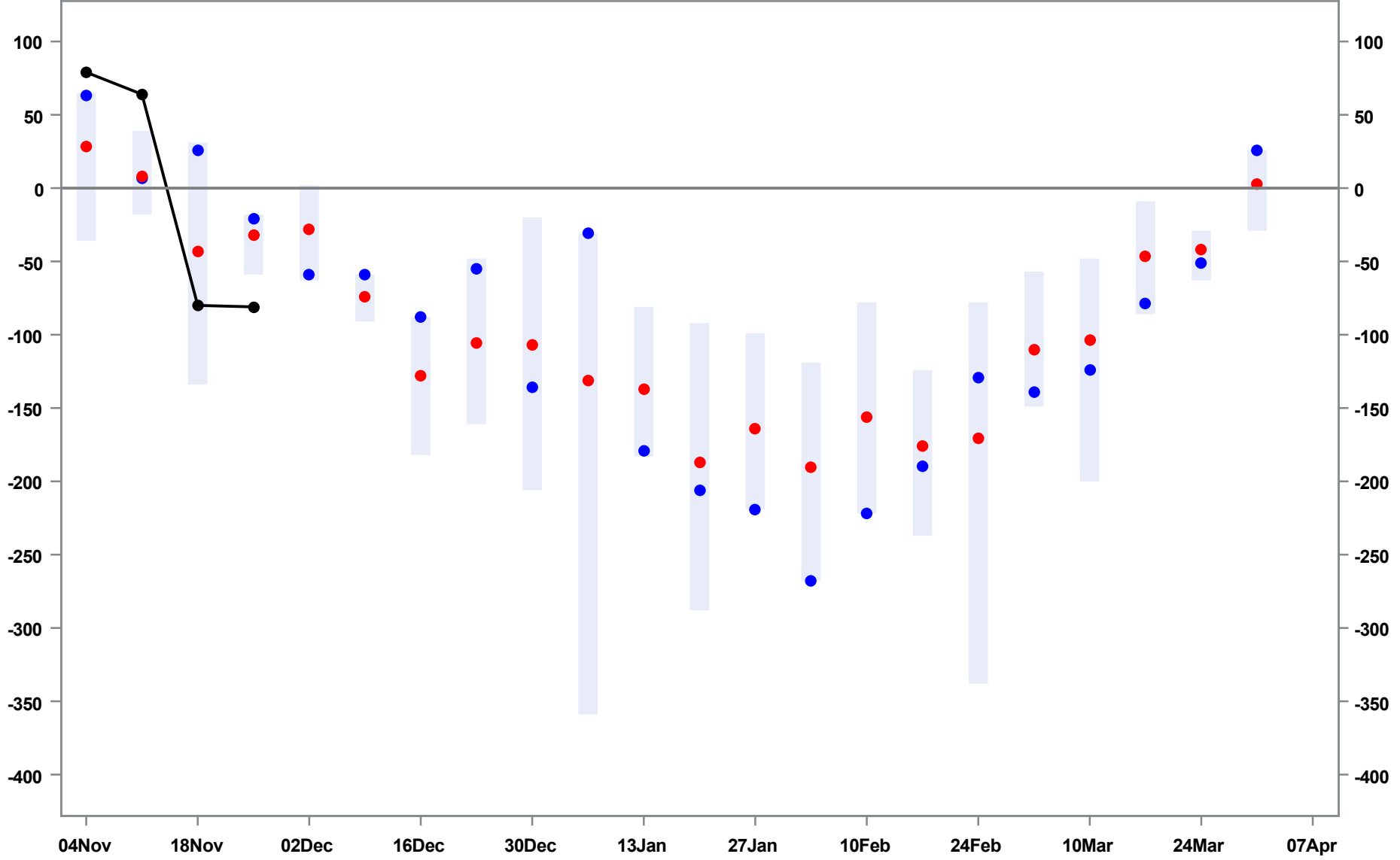
November 25, 2022
3,483 Bcf Storage

Natural Gas Weekly Winter Season Withdrawals

-81 Bcf Withdrawals

5-Year Average

2021-22 Season



Source: EIA Fundamental Analytics

www.fundamentalanalytics.com

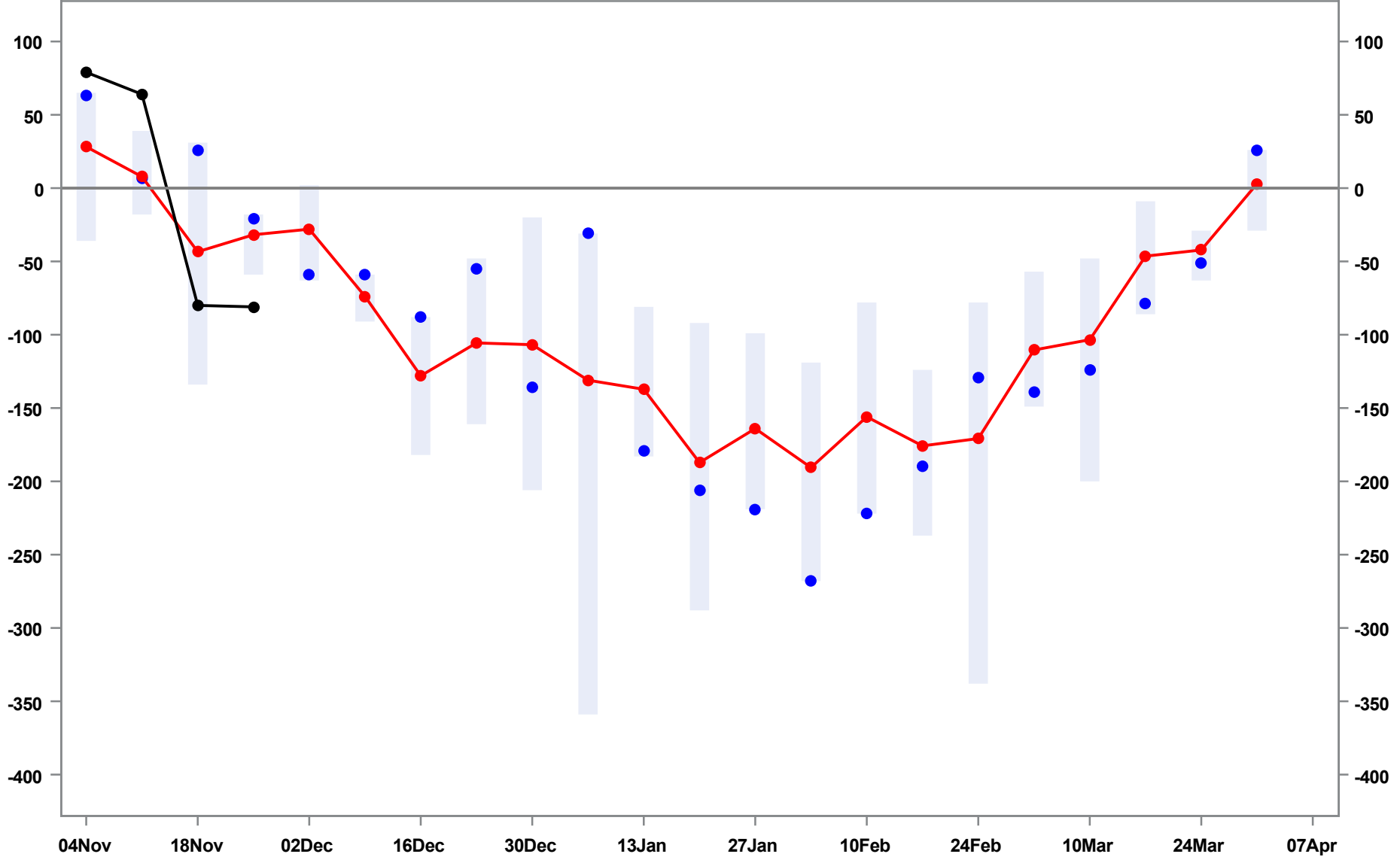
November 25, 2022
3,483 Bcf Storage

Natural Gas Weekly Winter Season Withdrawals

-81 Bcf Withdrawal

5-Year Average

2021-22 Season



Source: EIA Fundamental Analytics

www.fundamentalanalytics.com

November 22, 2022

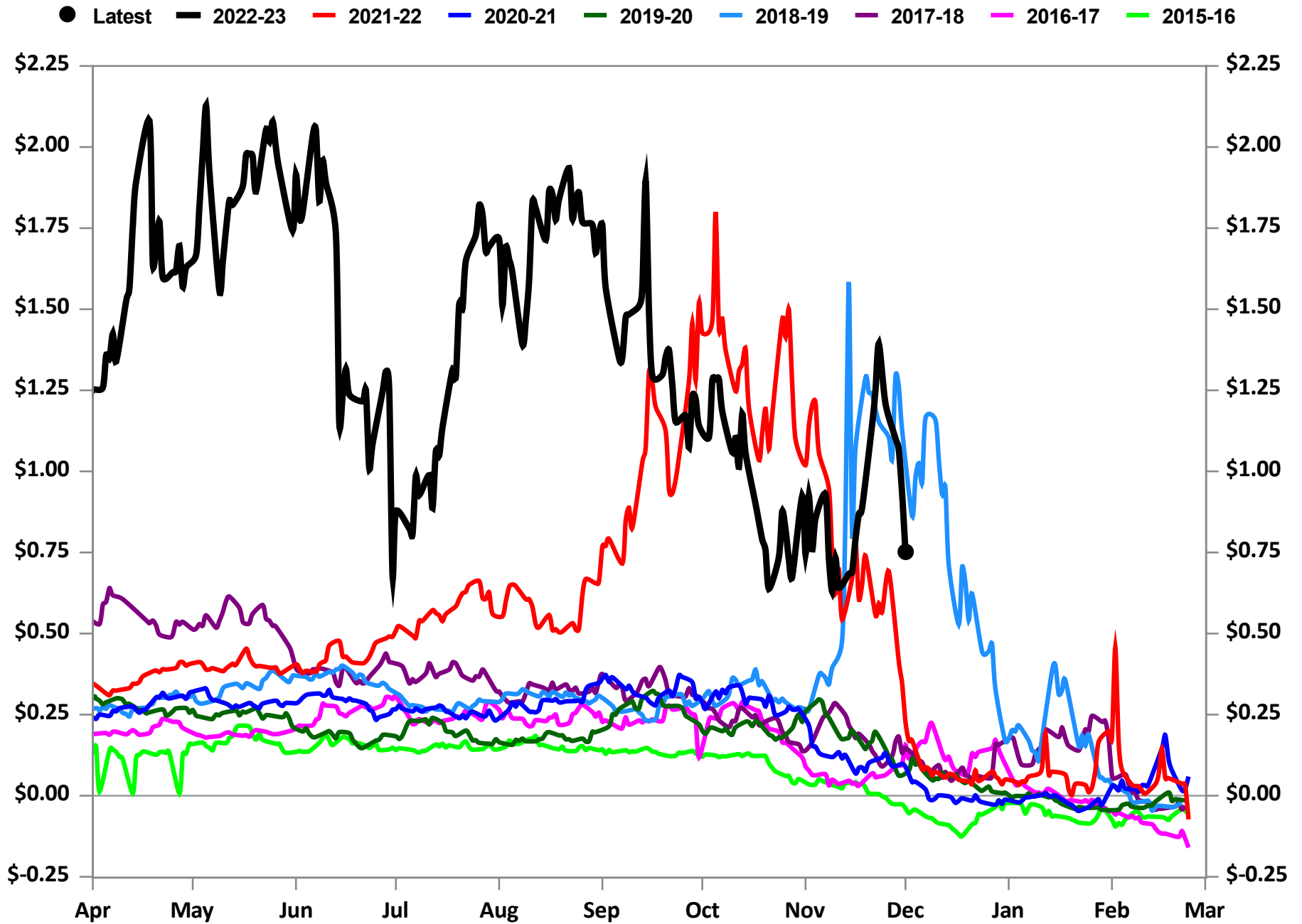
Natural Gas Daily High-Low-Close

Settle \$5.98



December 1, 2022

NYMEX March April Natural Gas Calendar Spread Latest: \$0.75



December 1, 2022

NYMEX March April Natural Gas Calendar Spread Latest: \$0.75

