

# **Baker Hughes North American Rigs Counts**

## **Tables and Charts**

**January 27, 2023 Latest Update**

---

## Baker Hughes Tables and Charts     January 27, 2023 Update

---

<b>Comments on the Baker Hughes Rigs Counts Report</b> . . . . .	<b>1</b>
. . . . .	1
<b>Summary Table</b> . . . . .	<b>2</b>
. . . . .	2
<b>Summary Table cont.</b> . . . . .	<b>2</b>
. . . . .	2
<b>Permian</b> . . . . .	<b>2</b>
. . . . .	2
<b>Crude Oil and Natural Gas Rigs Counts</b> . . . . .	<b>3</b>
Time Series Plots . . . . .	3
<b>Crude Oil Rigs and Crude Oil Prices</b> . . . . .	<b>4</b>
Time Series Plots . . . . .	4
<b>Crude Oil Rigs and Crude Oil Prices</b> . . . . .	<b>5</b>
Time Series Plots . . . . .	5
<b>Crude Oil Rigs and Crude Oil Prices lagged 15 weeks</b> . . . . .	<b>6</b>
Time Series Plots . . . . .	6
<b>Crude Oil Rigs and Crude Oil Production</b> . . . . .	<b>7</b>
Time Series Plots . . . . .	7
<b>Natural Gas Rigs</b> . . . . .	<b>8</b>
Time Series Plots . . . . .	8
<b>Natural Gas Rigs</b> . . . . .	<b>9</b>
Time Series Plots . . . . .	9
<b>Natural Gas Rigs</b> . . . . .	<b>10</b>
Time Series Plots . . . . .	10
<b>Natural Gas Rigs</b> . . . . .	<b>11</b>
Time Series Plots . . . . .	11

- **Baker Hughes Rig Count: U.S. unchanged at 771 rigs**

**U.S. Rig Count is unchanged from last week at 771 with oil rigs down 4 to 609, gas rigs up 4 to 160 and miscellaneous rigs unchanged at 2.**

**U.S. Rig Count is up 161 rigs from last year's count of 610 with oil rigs up 114, gas rigs up 45 and miscellaneous up 2.**

**The U.S. Offshore Rig Count is down 3 to 13, down 5 year-over-year.**

January 27, 2023

# Baker Hughes Rig Counts

	Oil Rigs	Week Change	Gas Rigs	Week Change	Misc Rigs	Week Change	Total Rigs	Week Change	Oil Percent	Gas Percent
06JAN	618	-3	152	-4	2	0	772	-7	80.1%	19.9%
13JAN	623	5	150	-2	2	0	775	3	80.4%	19.6%
20JAN	613	-10	156	6	2	0	771	-4	79.5%	20.5%
27JAN	609	-4	160	4	2	0	771	0	79.0%	21.0%

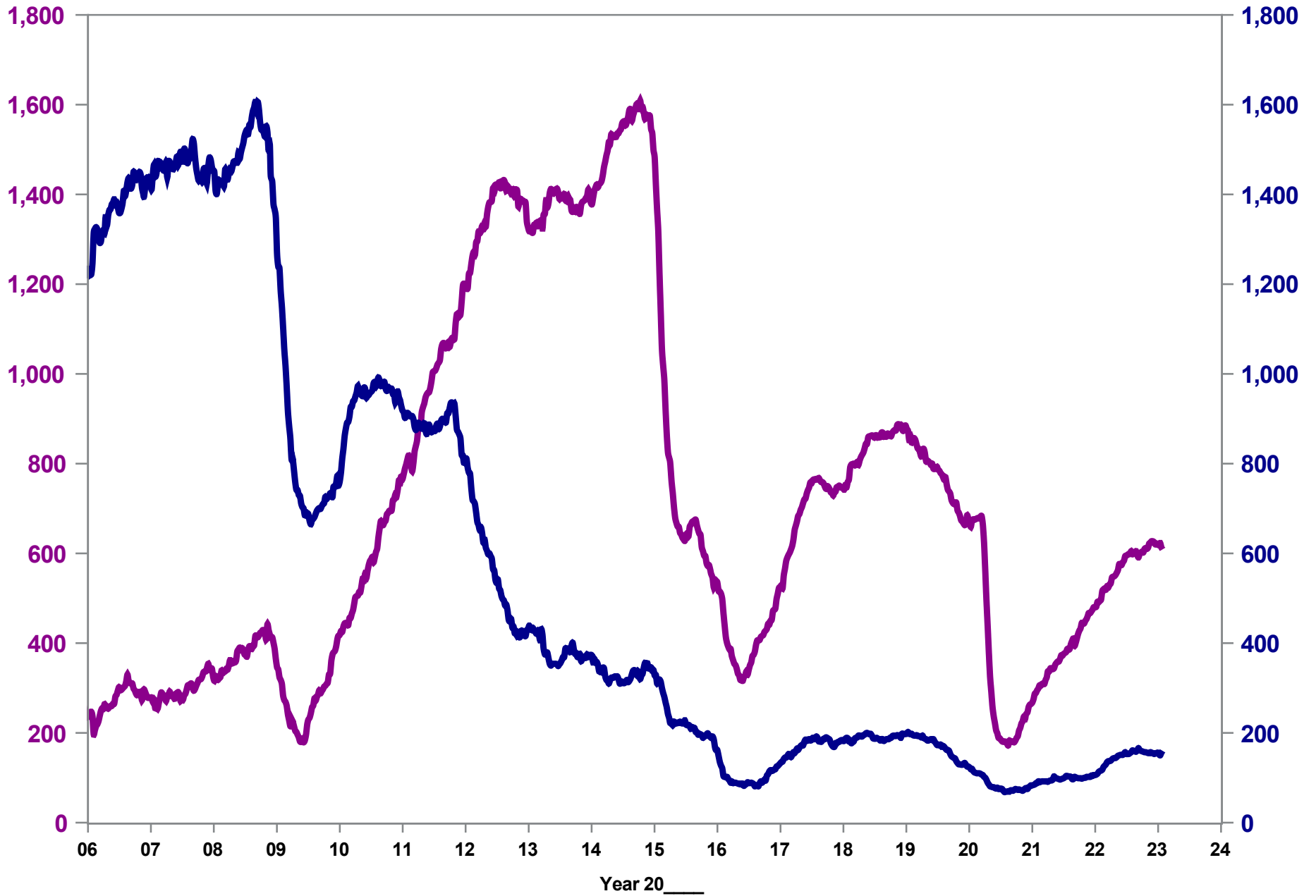
	Total Types	Week Change	Directional Rigs	Week Change	Horizontal Drilling Rigs	Week Change	Vertical Drilling Rigs	Week Change
06JAN	772	-7	46	0	26	-1	700	-6
13JAN	775	3	49	3	26	0	700	0
20JAN	771	-4	49	0	22	-4	700	0
27JAN	771	0	45	-4	21	-1	705	5

	Permian Oil	Week Change	Permian Gas	Week Change	Permian Misc.	Week Change	Permian Total	Week Change
06JAN	350	0	3	0	0	0	353	0
13JAN	353	3	3	0	0	0	356	3
20JAN	351	-2	3	0	0	0	354	-2
27JAN	350	-1	7	4	0	0	357	3

# Baker Hughes Rigs Counts

Oil Rigs 609

Gas Rigs 160

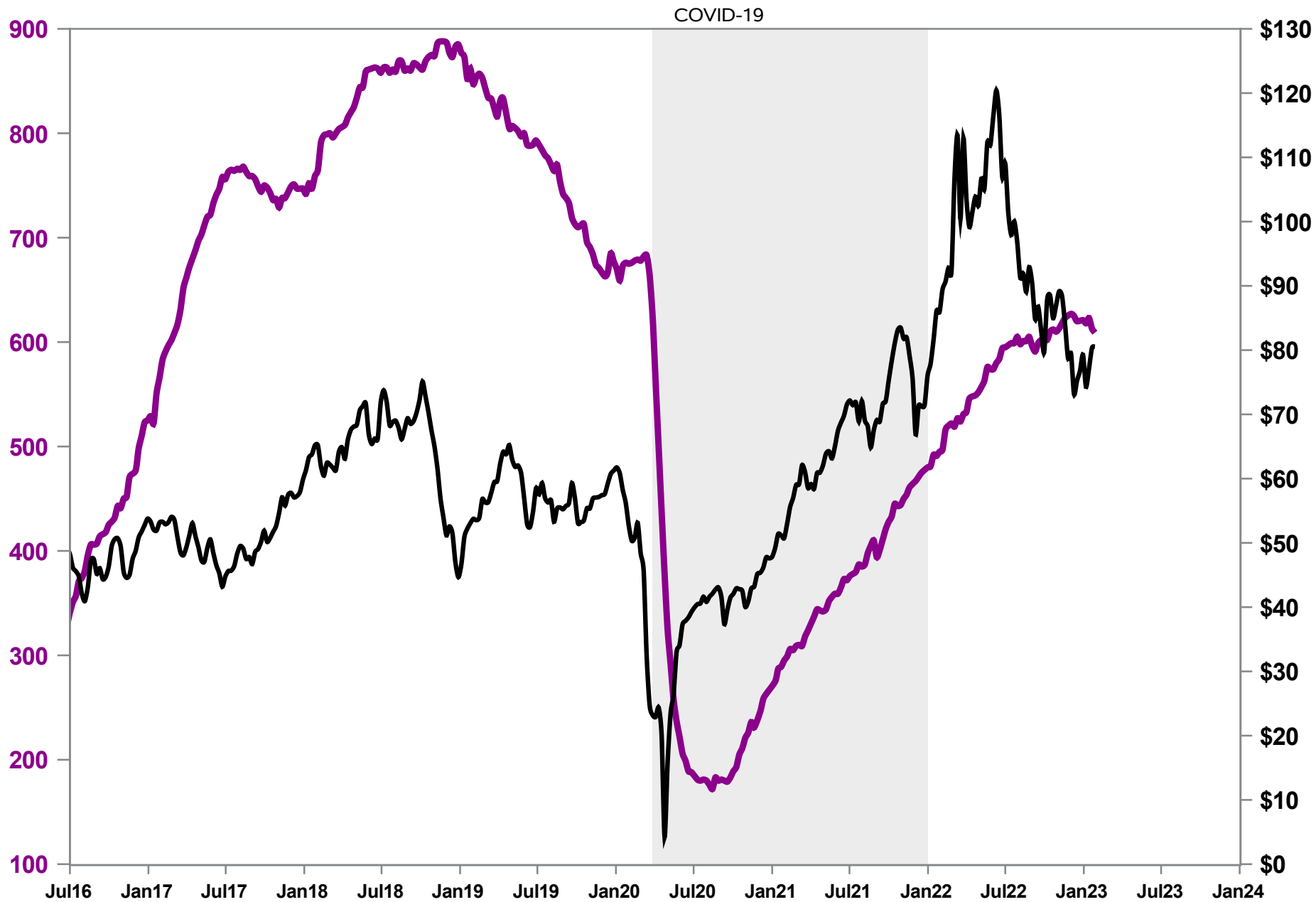


January 27, 2023

# Baker Hughes Rigs Counts and Crude Oil Prices (Weekly Average)

Crude Oil Rigs: 609

NYMEX WTI Crude Oil \$80.52



Source: Baker Hughes Fundamental Analytics

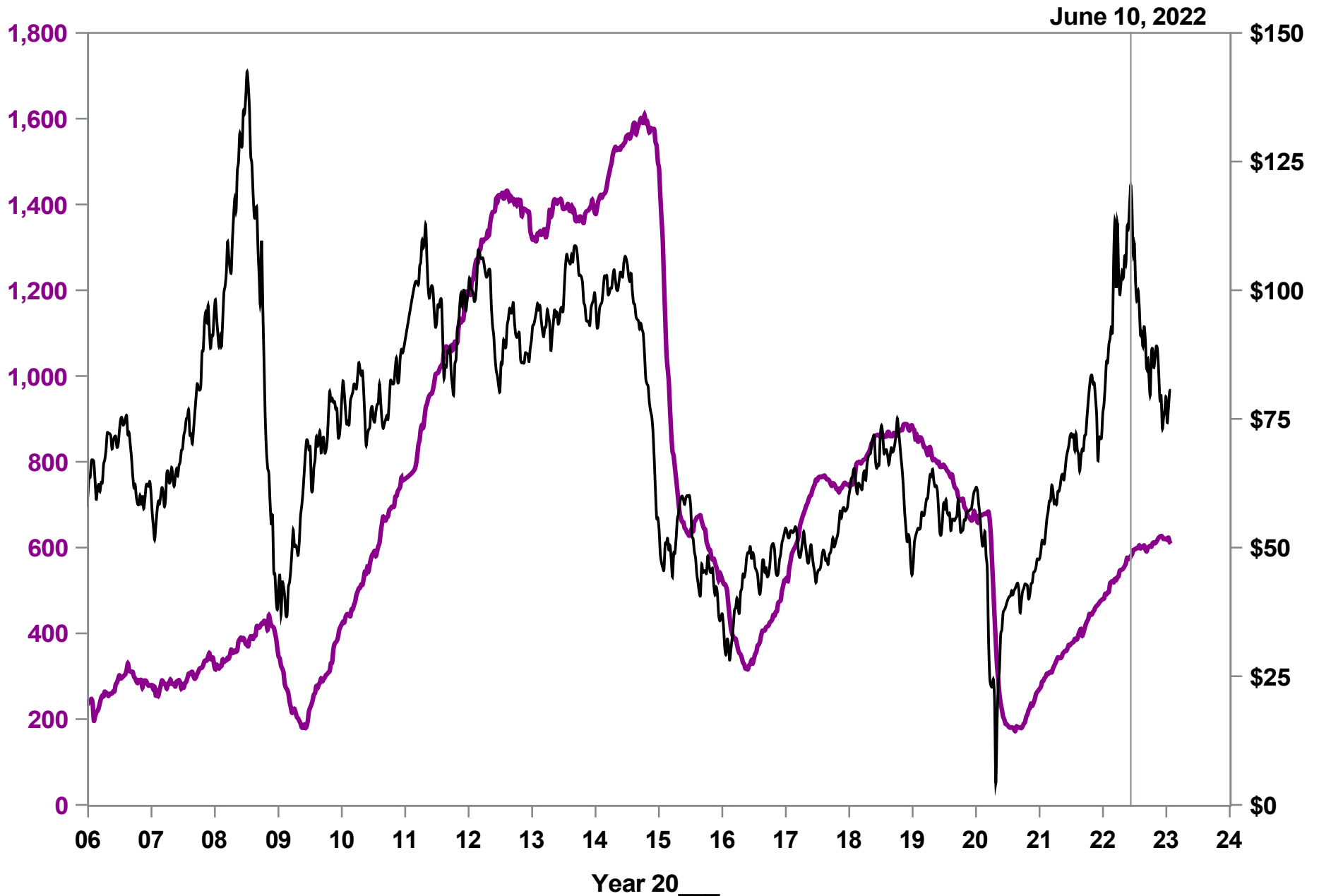
[www.fundamentalanalytics.com](http://www.fundamentalanalytics.com)

# Baker Hughes Rigs Counts and Crude Oil Prices (Weekly Average)

Crude Oil Rigs: 609

NYMEX WTI Crude Oil \$80.52

Recent Peak in NYMEX WTI Crude Oil at \$122.50 for the week ending June 10, 2022



# Baker Hughes Rigs Counts and Crude Oil Prices (Weekly Average) Lagged 15 Weeks

Crude Oil Rigs: 609

NYMEX WTI Crude Oil

15 week lag in Oil Rigs Count has the decrease in rig count starting September 23, 2022

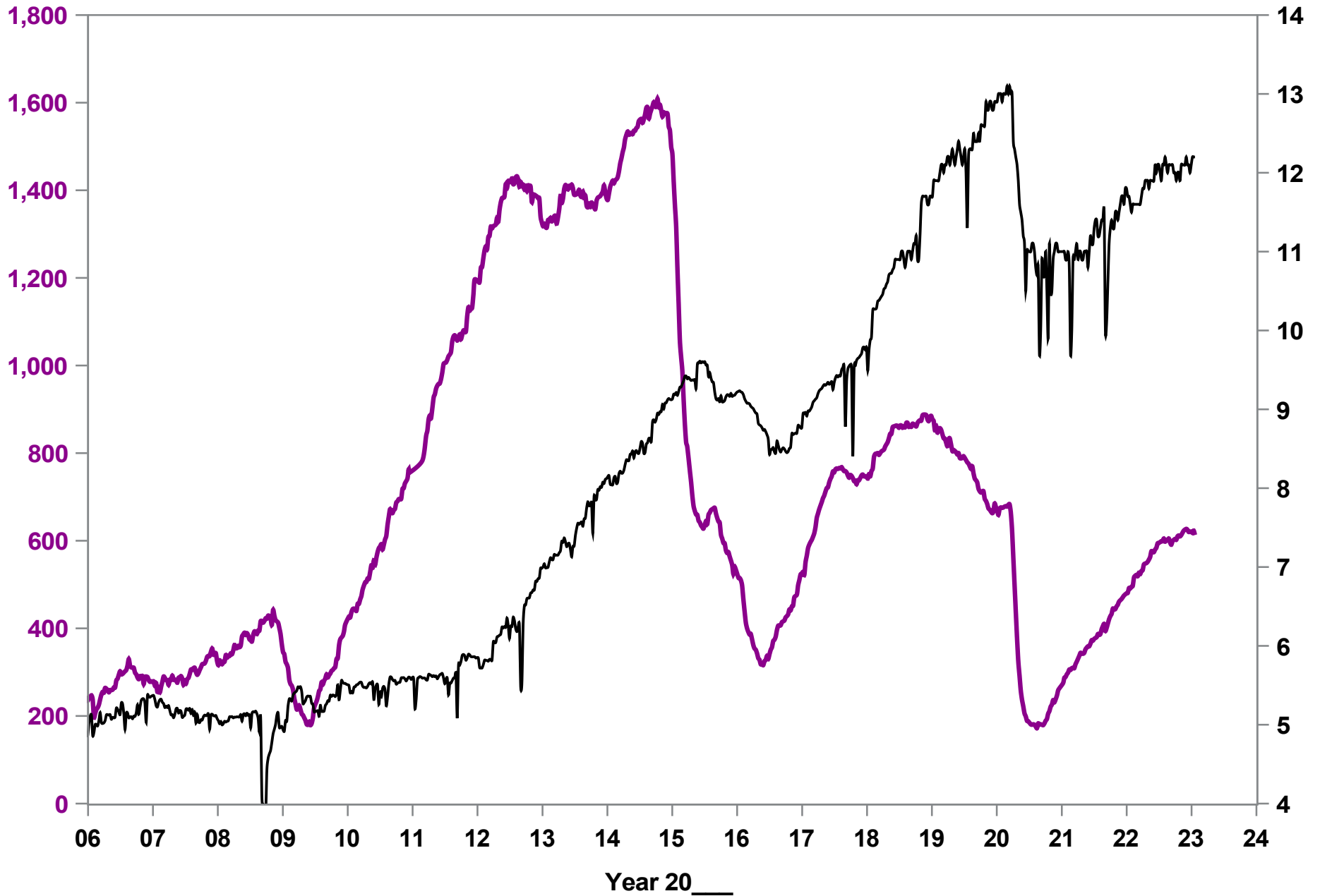




# Baker Hughes Crude Oil Rigs Count and Crude Oil Production (MMBBL/day)

January 27, 2023

Crude Oil Rigs: 609 Production 12.2

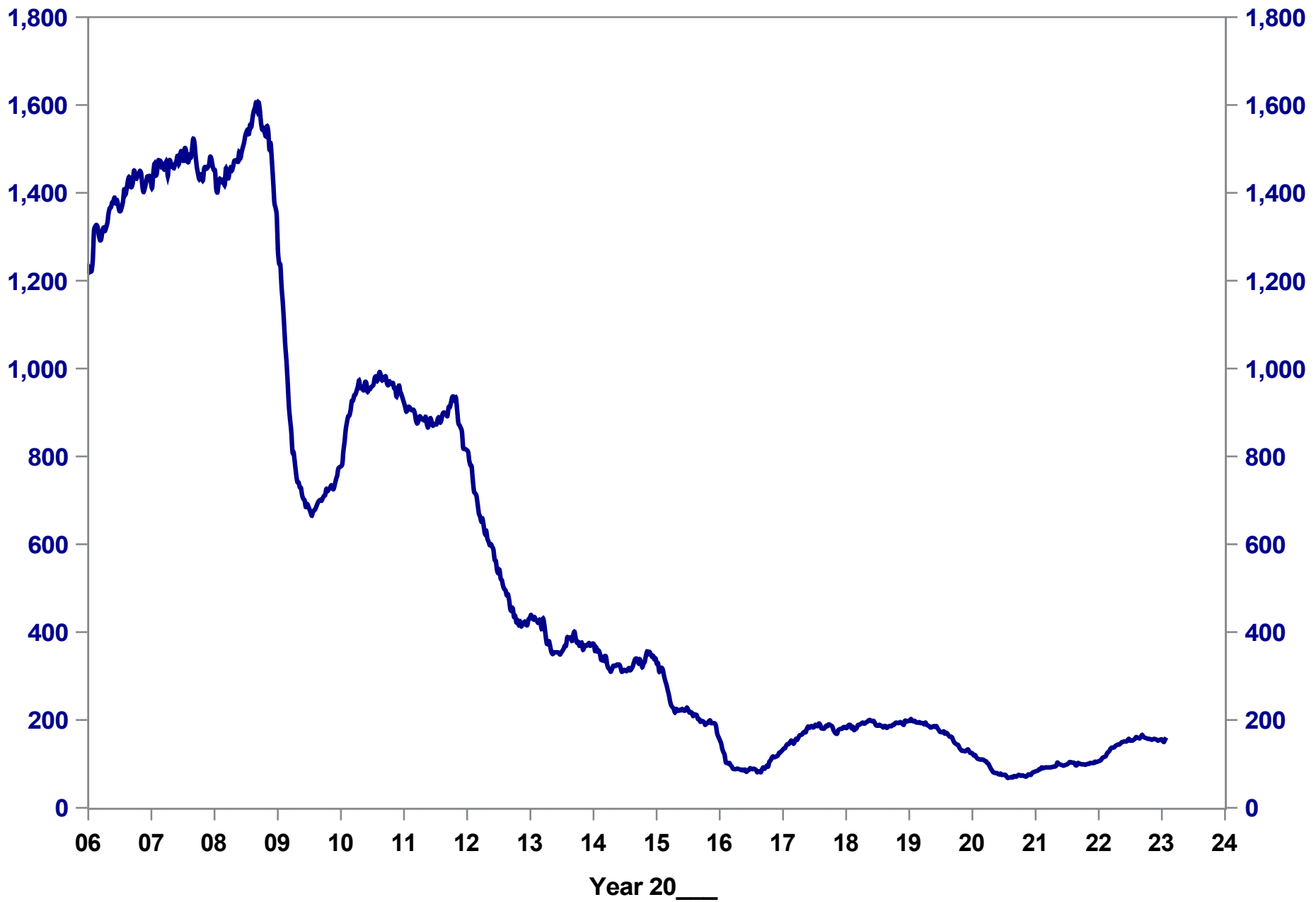


Source: Baker Hughes Fundamental Analytics

[www.fundamentalanalytics.com](http://www.fundamentalanalytics.com)

# Baker Hughes Natural Gas Rigs Counts

Natural Gas Rigs: 160

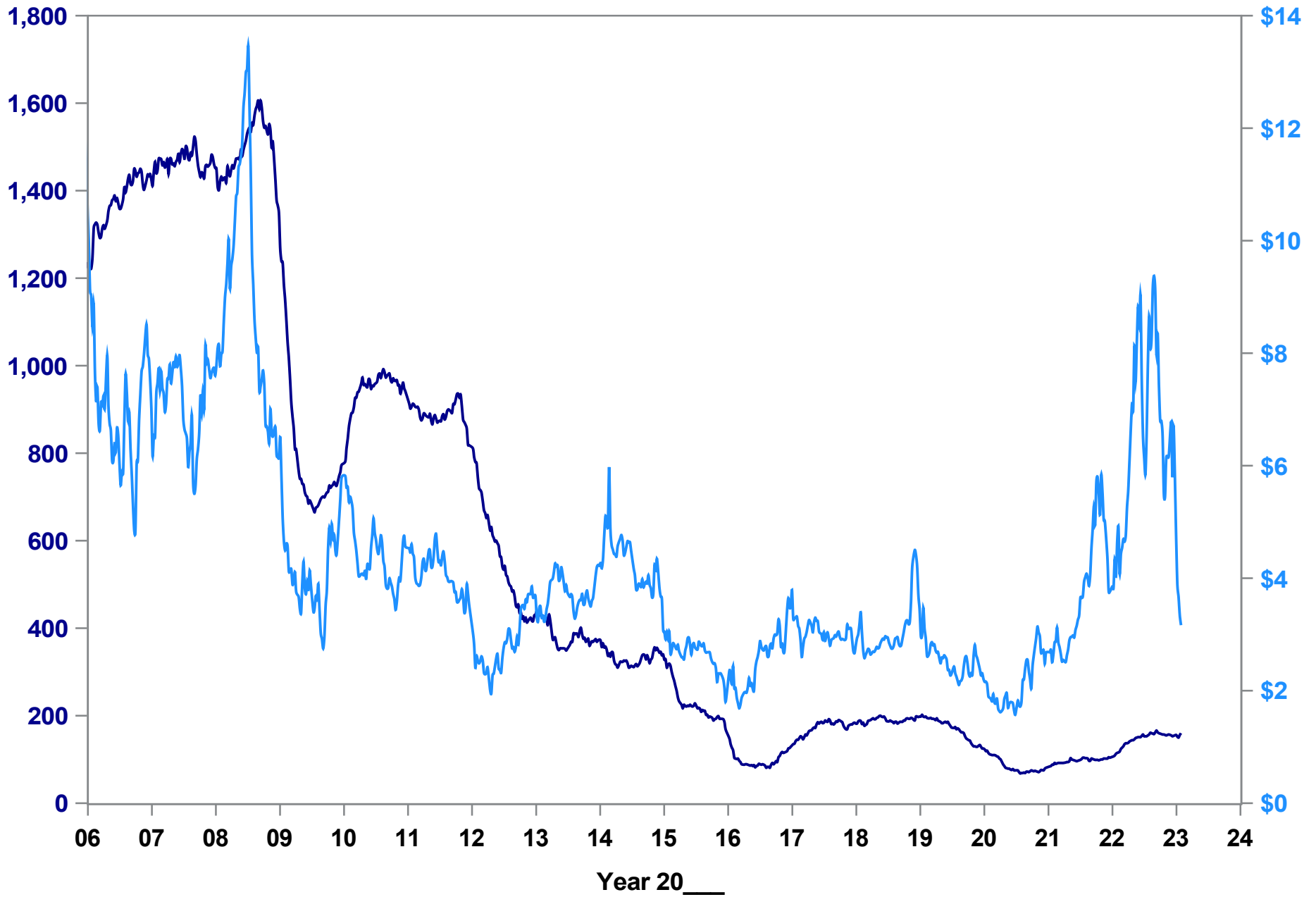


Source: Baker Hughes Fundamental Analytics

[www.fundamentalanalytics.com](http://www.fundamentalanalytics.com)

# Baker Hughes Natural Gas Rigs Counts and NYMEX Nat Gas Price

Natural Gas Rigs: 160



Source: Baker Hughes Fundamental Analytics

[www.fundamentalanalytics.com](http://www.fundamentalanalytics.com)

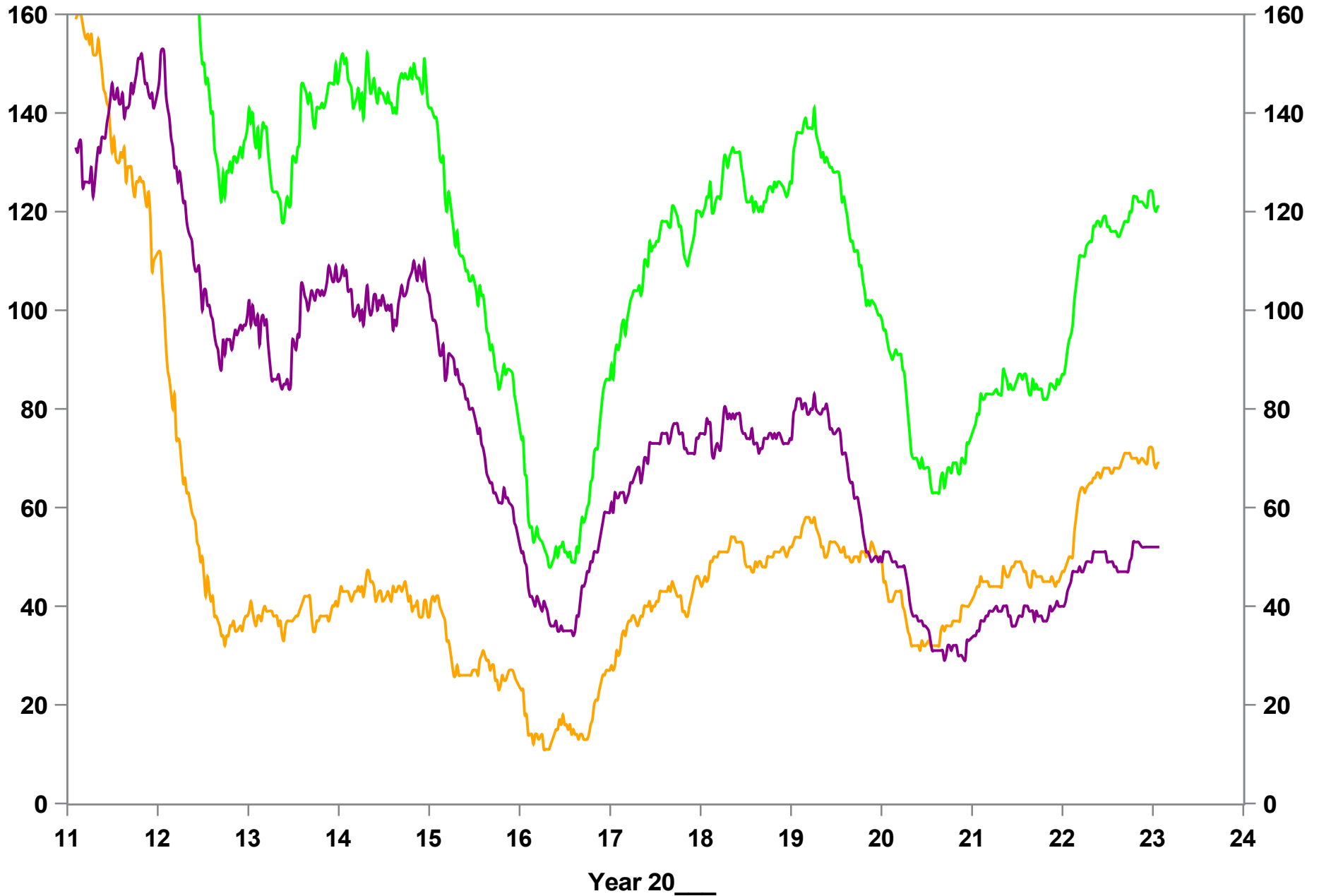
# Baker Hughes Natural Gas Rigs Counts: Haynesville and Appalachia

Natural Gas Rigs: 160

Haynesville 69

Appalachia 52

Sum 121



# Baker Hughes Natural Gas Rigs Counts: Haynesville and Appalachia

Natural Gas Rigs: 160

Haynesville 69      Appalachia 52      Sum 121

