

Week ending September 10, 2021 US +6 at 503, Canada Unchanged at 152  
13 offshore Gulf of Mexico Oil Rigs not operating due to platform evacuations from Hurricane Irma

US Rig Count is up 6 at 503, with oil rigs up 7 to 401, gas rigs down 1 at 101, and miscellaneous rigs unchanged at 1. Rig Count is now 249 rigs greater than last year at this time when the count was 254, with oil rigs up 221, gas rigs up 30 and miscellaneous rigs down 2 to 1.

September 10, 2021

**Baker Hughes Rig Counts**

	Oil Rigs	Week Change	Gas Rigs	Week Change	Misc Rigs	Week Change	Total Rigs	Week Change	Oil Percent	Gas Percent
20AUG	405	8	97	-5	1	0	503	3	80.5%	19.3%
27AUG	410	5	97	0	1	0	508	5	81.0%	19.0%
03SEP	394	-16	102	5	1	0	497	-11	79.3%	20.5%
10SEP	401	7	101	-1	1	0	503	6	79.7%	20.1%

	Total Types	Week Change	Directional Rigs	Week Change	Horizontal Drilling Rigs	Week Change	Vertical Drilling Rigs	Week Change
20AUG	503	3	30	3	454	-2	19	2
27AUG	508	5	28	-2	459	5	21	2
03SEP	497	-11	11	-17	463	4	23	2
10SEP	503	6	16	5	461	-2	26	3

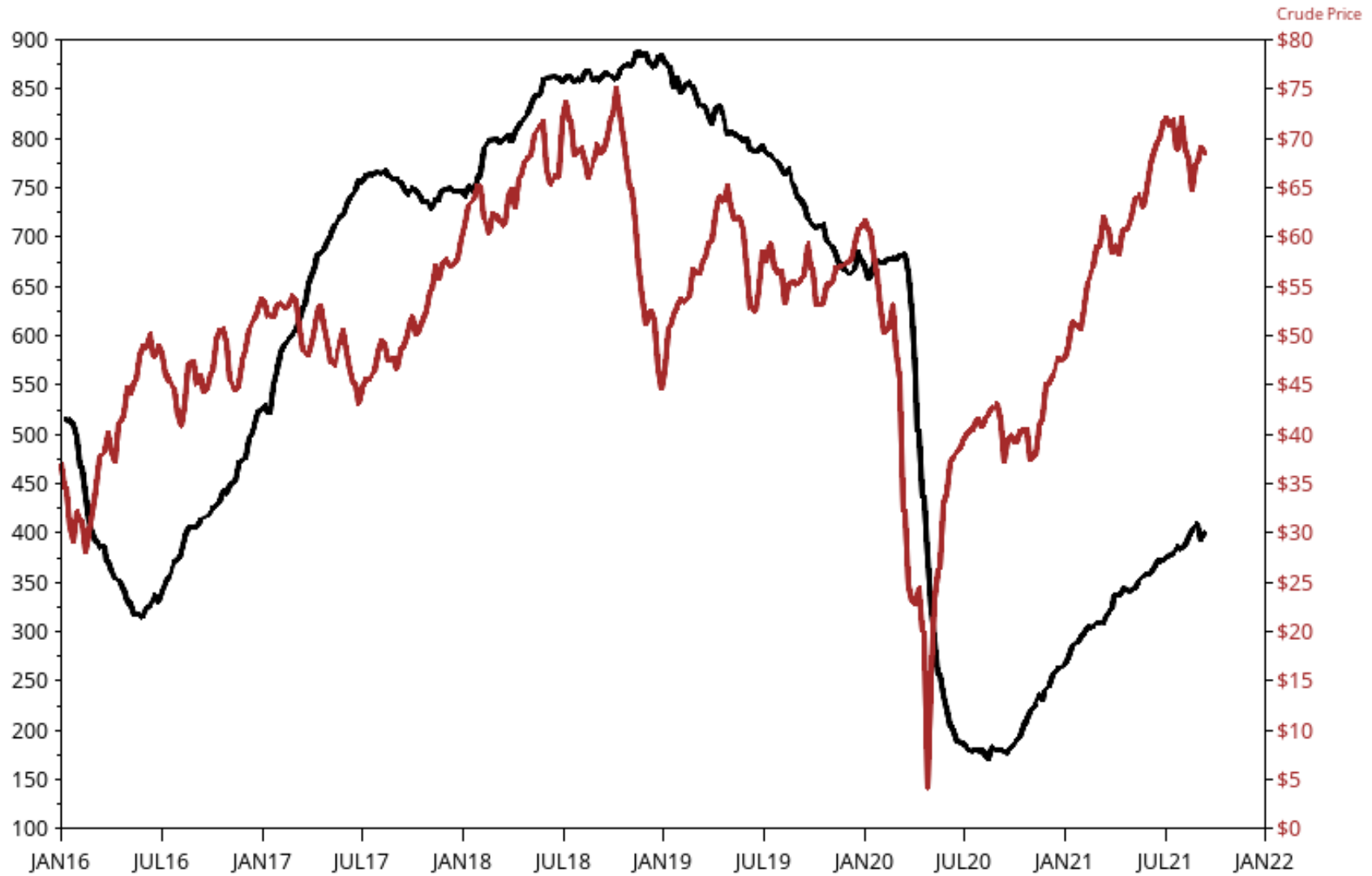
	Permian Oil	Week Change	Permian Gas	Week Change	Permian Misc.	Week Change	Permian Total	Week Change
20AUG	246	2	1	0	0	0	247	2
27AUG	248	2	1	0	0	0	249	2
03SEP	249	1	1	0	0	0	250	1
10SEP	253	4	1	0	0	0	254	4

# Baker Hughes Crude Oil Rig Count

September 10, 2021

Rig Count: 401    Week Change: 7

NYMEX Front-Month Crude Oil Price - Weekly Average Price

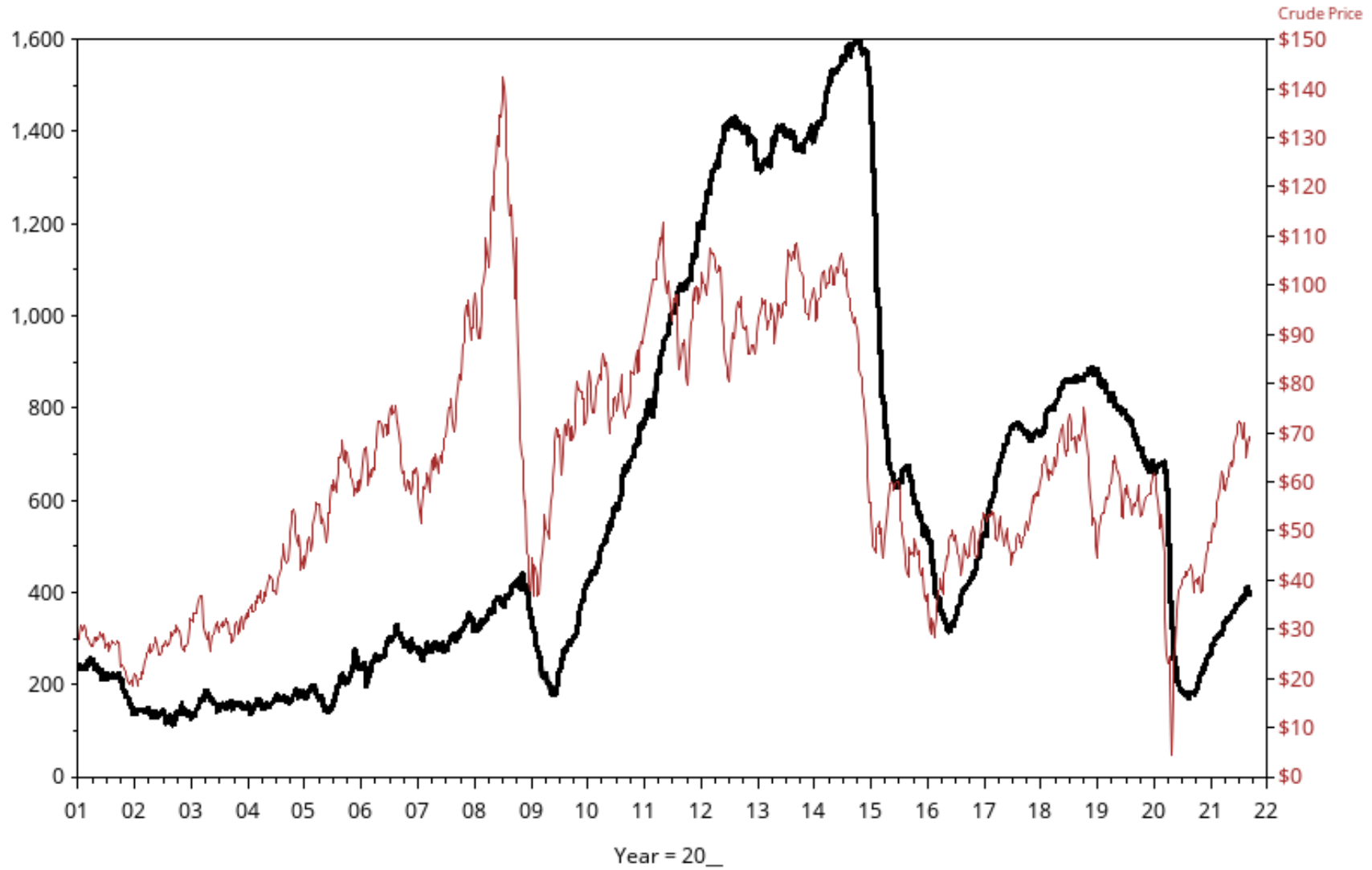


# Baker Hughes Crude Oil Rig Count

September 10, 2021

Rig Count: 401    Week Change: 7

NYMEX Front-Month Crude Oil Price - Weekly Average Price

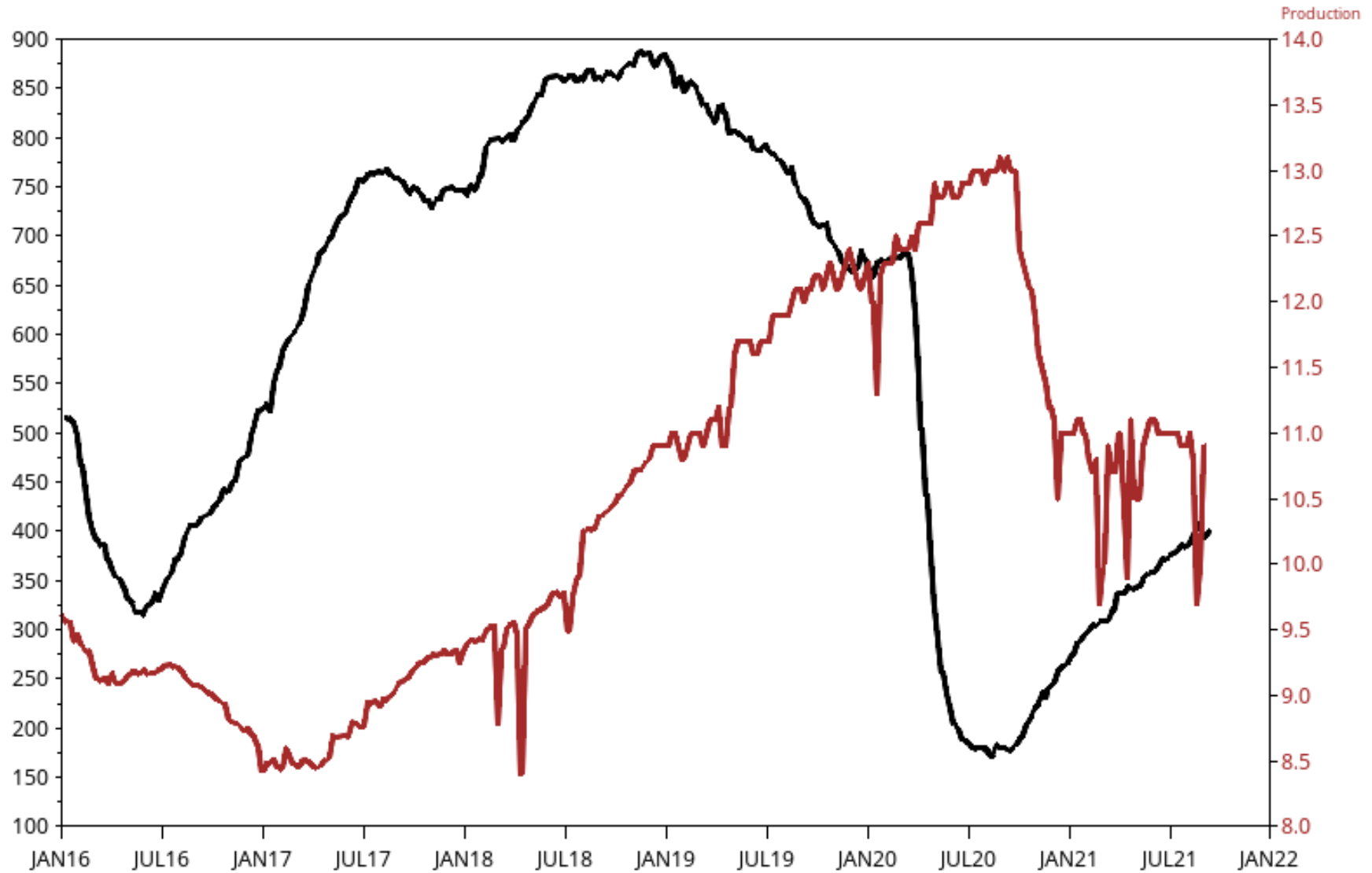


# Baker Hughes Crude Oil Rig Count

September 10, 2021

Rig Count: 401 Week Change: 7

Crude Production

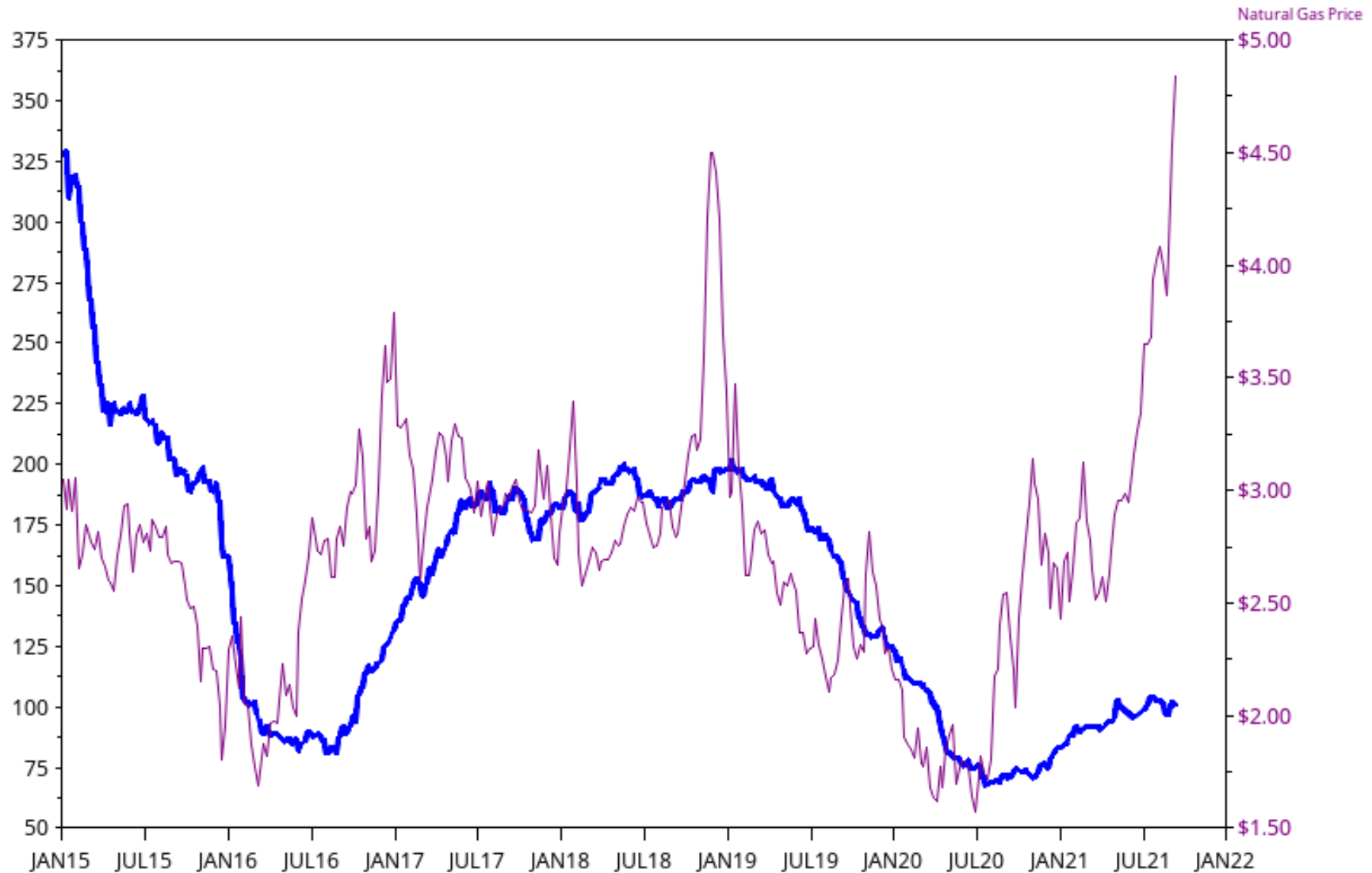


# Baker Hughes Natural Gas Rig Count

September 10, 2021

Rig Count: 101 Week Change: -1

NYMEX Front-Month Natural Gas Price - Weekly Average Price



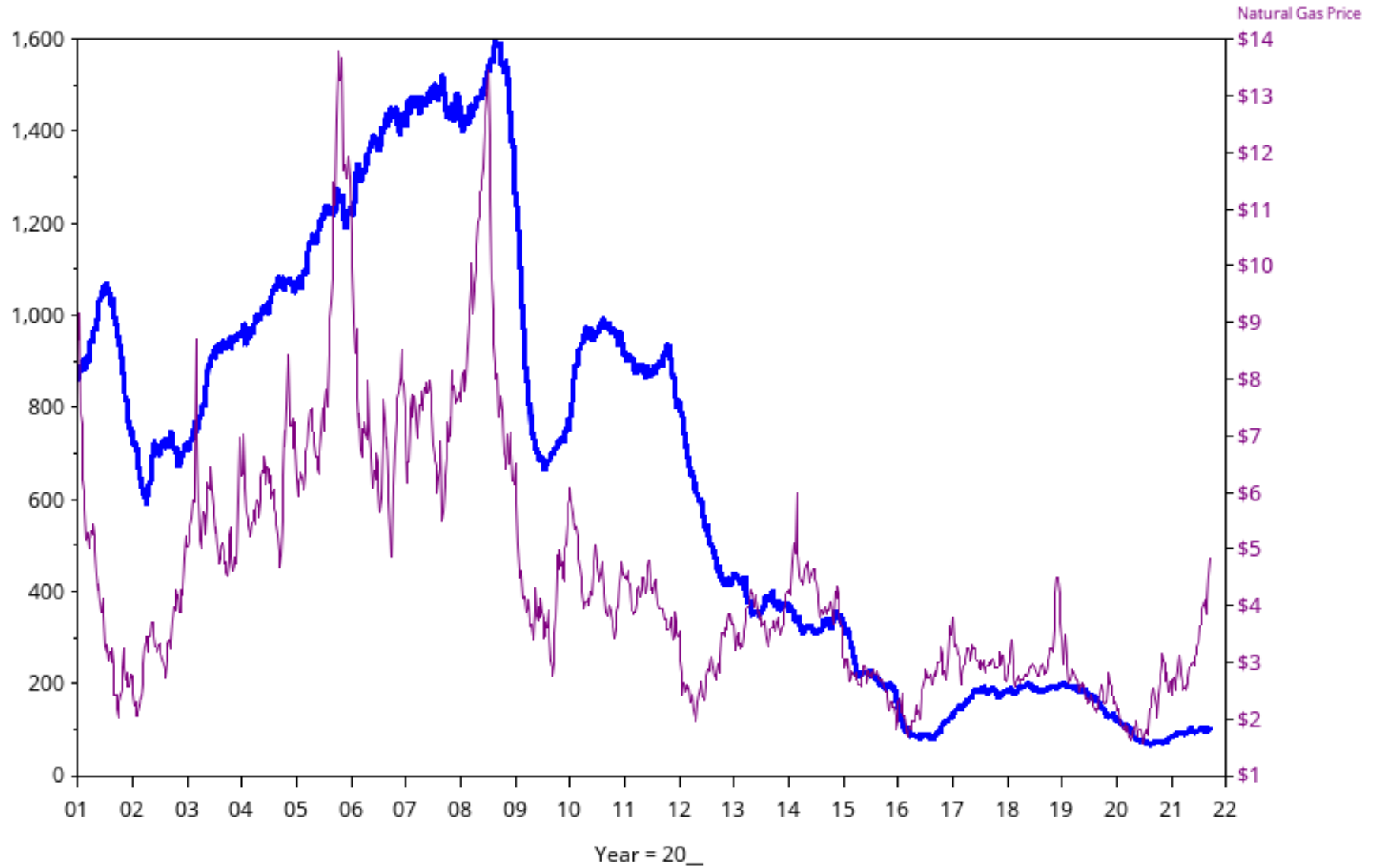
# Baker Hughes Natural Gas Rig Count

September 10, 2021

Rig Count: 101

Week Change: -1

NYMEX Front-Month Natural Gas Price - Weekly Average Price

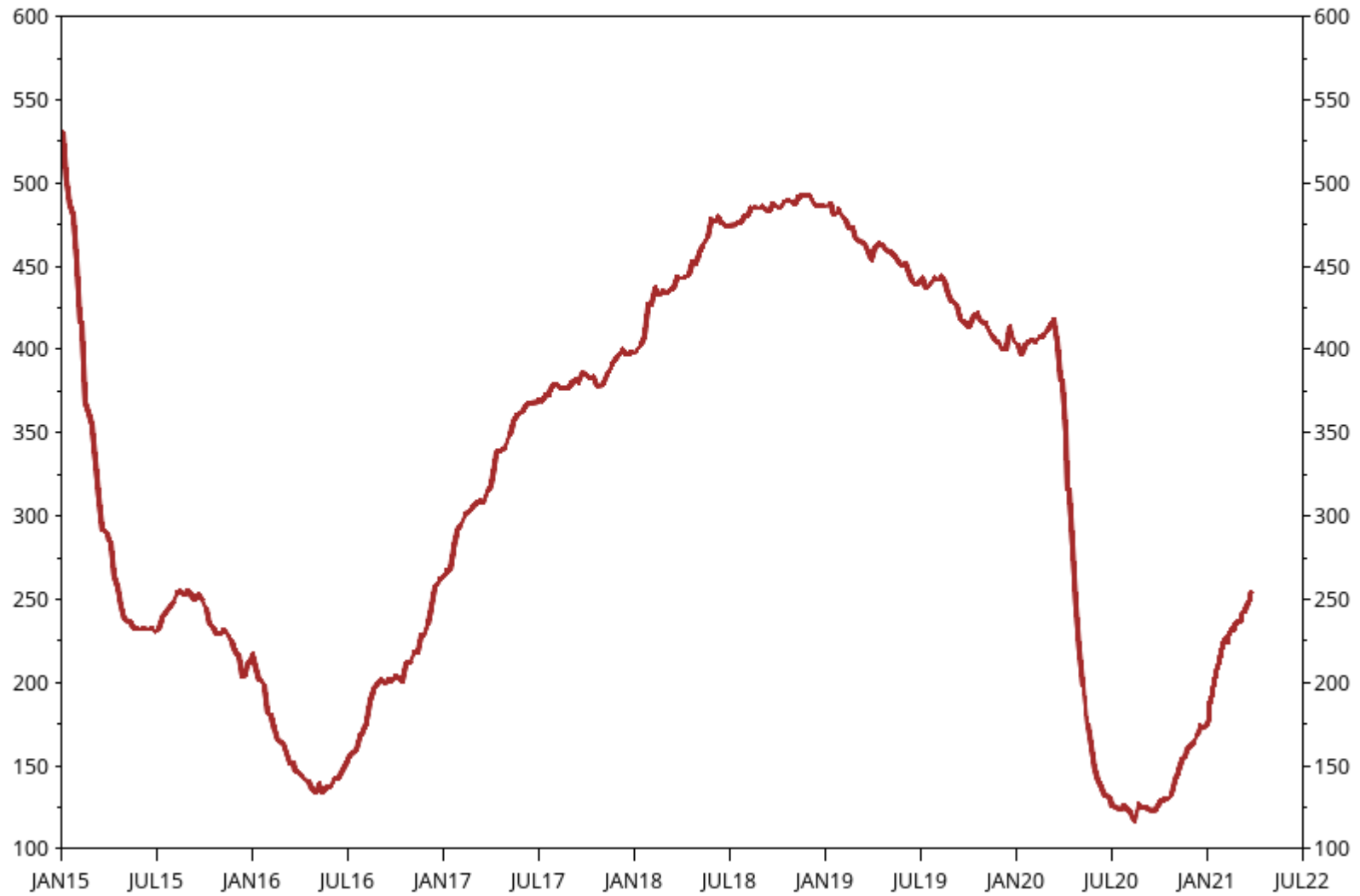


# Baker Hughes Permian Basin Rig Count

September 10, 2021

Rig Count: 254

Week Change: 4



## Baker Hughes Rig Counts

	Canada Oil	Week Change	Canada Gas	Week Change	Canada Total	Week Change
<b>20AUG</b>	<b>95</b>	<b>-5</b>	<b>60</b>	<b>-3</b>	<b>156</b>	<b>-8</b>
<b>27AUG</b>	<b>85</b>	<b>-10</b>	<b>62</b>	<b>2</b>	<b>147</b>	<b>-9</b>
<b>03SEP</b>	<b>92</b>	<b>7</b>	<b>60</b>	<b>-2</b>	<b>152</b>	<b>5</b>
<b>10SEP</b>	<b>92</b>	<b>0</b>	<b>60</b>	<b>0</b>	<b>152</b>	<b>0</b>

Baker Hughes Canadian Oil Rigs  
September 10, 2021 Rig Count: 92 Week Change: 0

