

Week ending November 5, 2021 US +6 at 550, Canada -6 at 160

US Rig Count is up 6 at 560, with oil rigs up 6 at 450, gas unchanged at 100, and miscellaneous rigs unchanged at 0. Rig Count is now 250 rigs greater than last year at this time when the count was 300, with oil rigs up 224, gas rigs up 29 and miscellaneous rigs down 3.

November 5, 2021

Baker Hughes Rig Counts

| | Oil Rigs | Week Change | Gas Rigs | Week Change | Misc Rigs | Week Change | Total Rigs | Week Change | Oil Percent | Gas Percent |
|-------|----------|-------------|----------|-------------|-----------|-------------|------------|-------------|-------------|-------------|
| 15OCT | 445 | 12 | 98 | -1 | 0 | -1 | 543 | 10 | 82.0% | 18.0% |
| 22OCT | 443 | -2 | 99 | 1 | 0 | 0 | 542 | -1 | 82.0% | 18.0% |
| 29OCT | 444 | 1 | 100 | 1 | 0 | 0 | 544 | 2 | 82.0% | 18.0% |
| 05NOV | 450 | 6 | 100 | 0 | 0 | 0 | 550 | 6 | 82.0% | 18.0% |

| | Total Types | Week Change | Directional Rigs | Week Change | Horizontal Drilling Rigs | Week Change | Vertical Drilling Rigs | Week Change |
|-------|-------------|-------------|------------------|-------------|--------------------------|-------------|------------------------|-------------|
| 15OCT | 543 | 10 | 32 | 10 | 481 | -2 | 30 | 2 |
| 22OCT | 542 | -1 | 32 | 0 | 482 | 1 | 28 | -2 |
| 29OCT | 544 | 2 | 32 | 0 | 483 | 1 | 29 | 1 |
| 05NOV | 550 | 6 | 33 | 1 | 492 | 9 | 25 | -4 |

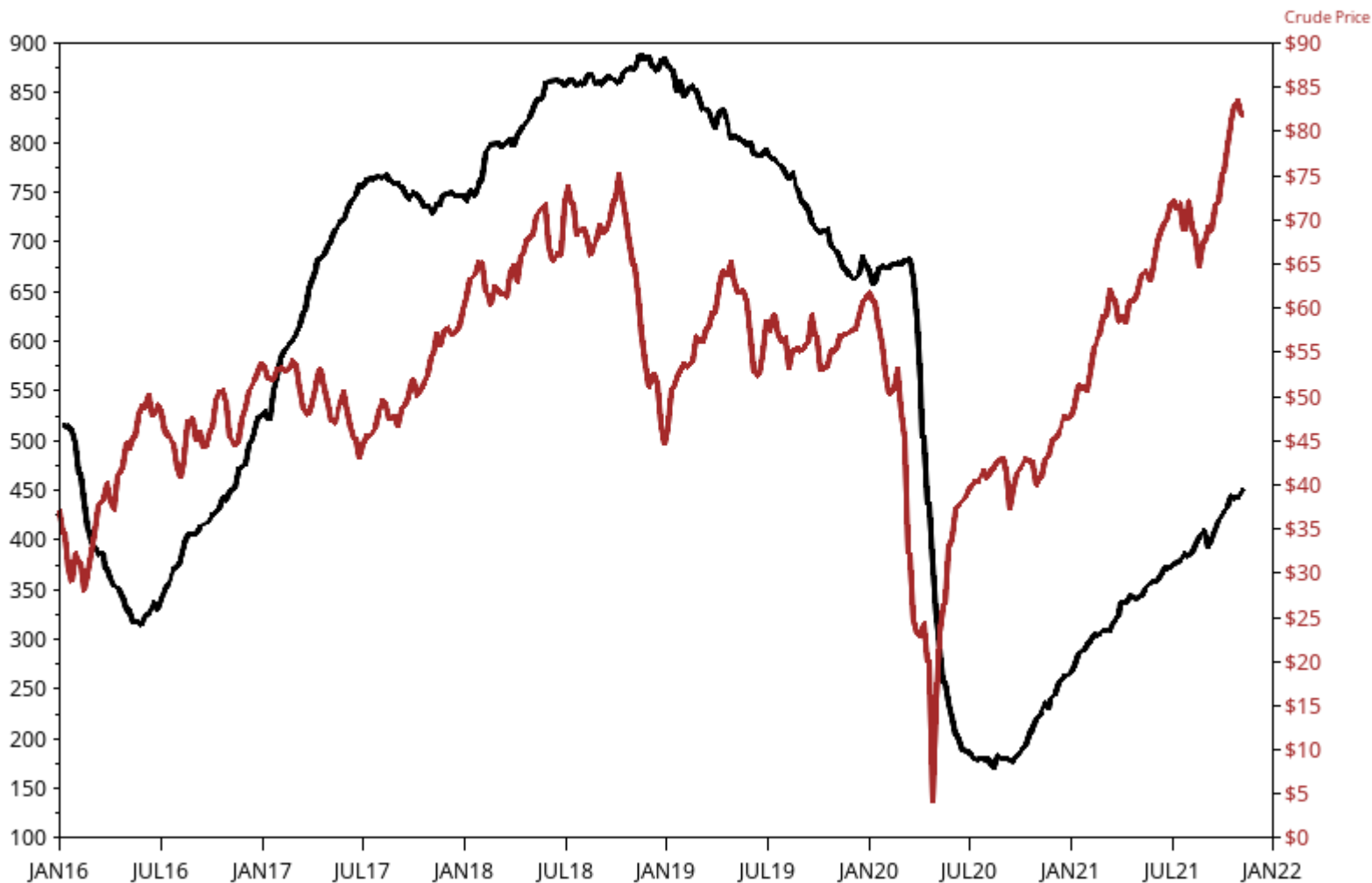
| | Permian Oil | Week Change | Permian Gas | Week Change | Permian Misc. | Week Change | Permian Total | Week Change |
|-------|-------------|-------------|-------------|-------------|---------------|-------------|---------------|-------------|
| 15OCT | 266 | 1 | 1 | 0 | 0 | 0 | 267 | 1 |
| 22OCT | 267 | 1 | 1 | 0 | 0 | 0 | 268 | 1 |
| 29OCT | 266 | -1 | 2 | 1 | 0 | 0 | 268 | 0 |
| 05NOV | 271 | 5 | 0 | -2 | 0 | 0 | 271 | 3 |

Baker Hughes Crude Oil Rig Count

November 5, 2021

Rig Count: 450 Week Change: 6

NYMEX Front-Month Crude Oil Price - Weekly Average Price

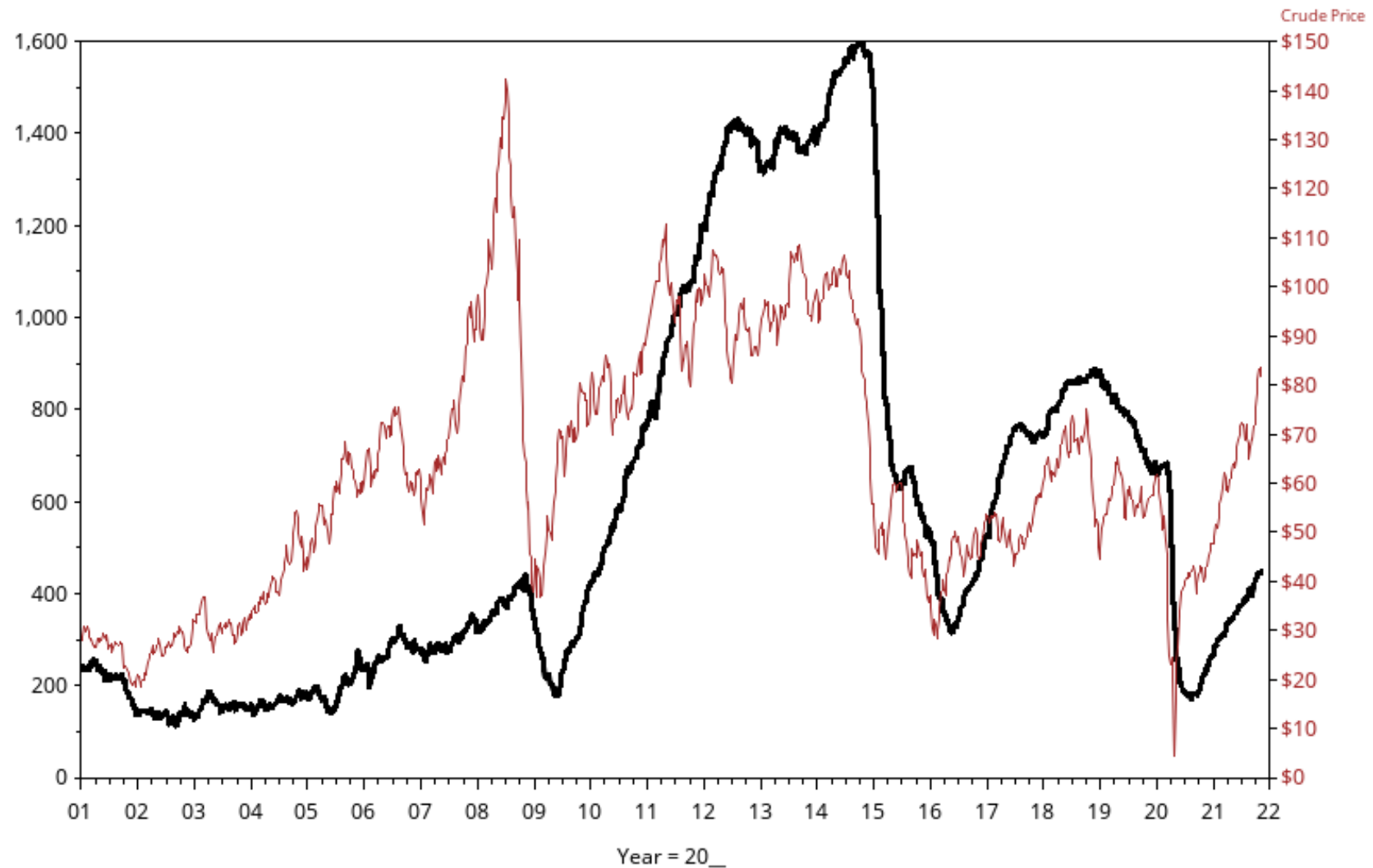


Baker Hughes Crude Oil Rig Count

November 5, 2021

Rig Count: 450 Week Change: 6

NYMEX Front-Month Crude Oil Price - Weekly Average Price

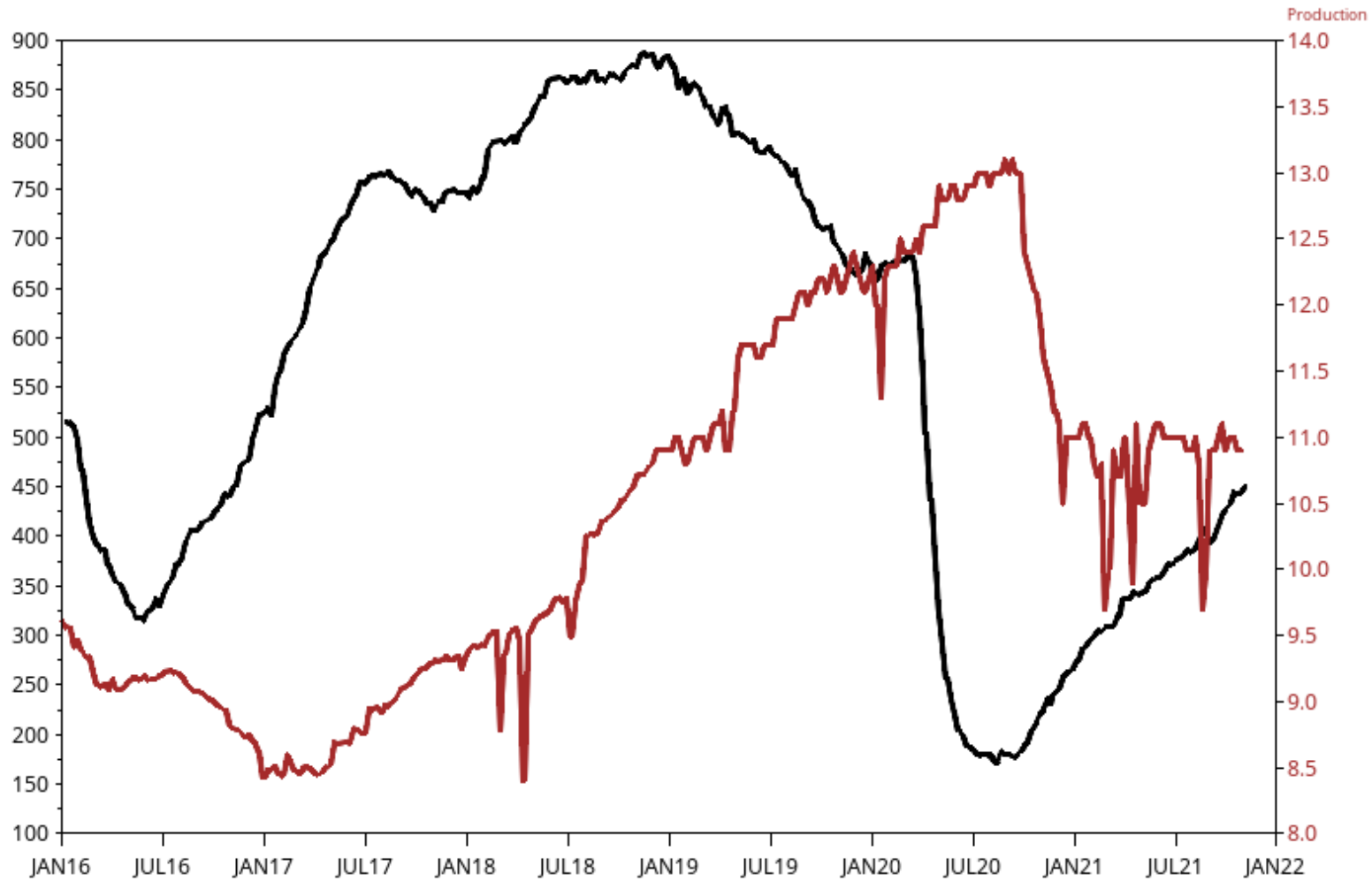


Baker Hughes Crude Oil Rig Count

November 5, 2021

Rig Count: 450 Week Change: 6

Crude Production

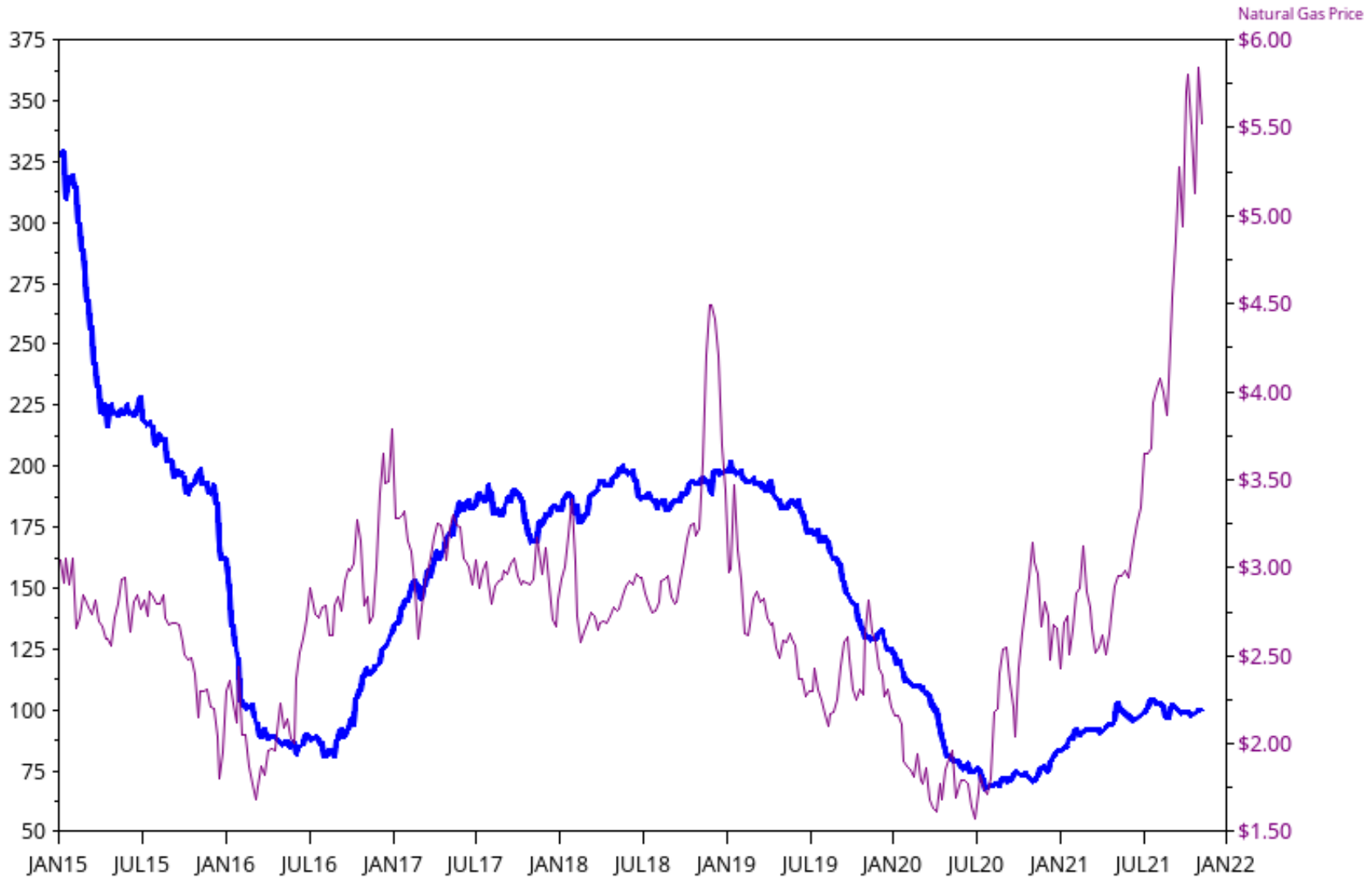


Baker Hughes Natural Gas Rig Count

November 5, 2021

Rig Count: 100 Week Change: 0

NYMEX Front-Month Natural Gas Price - Weekly Average Price



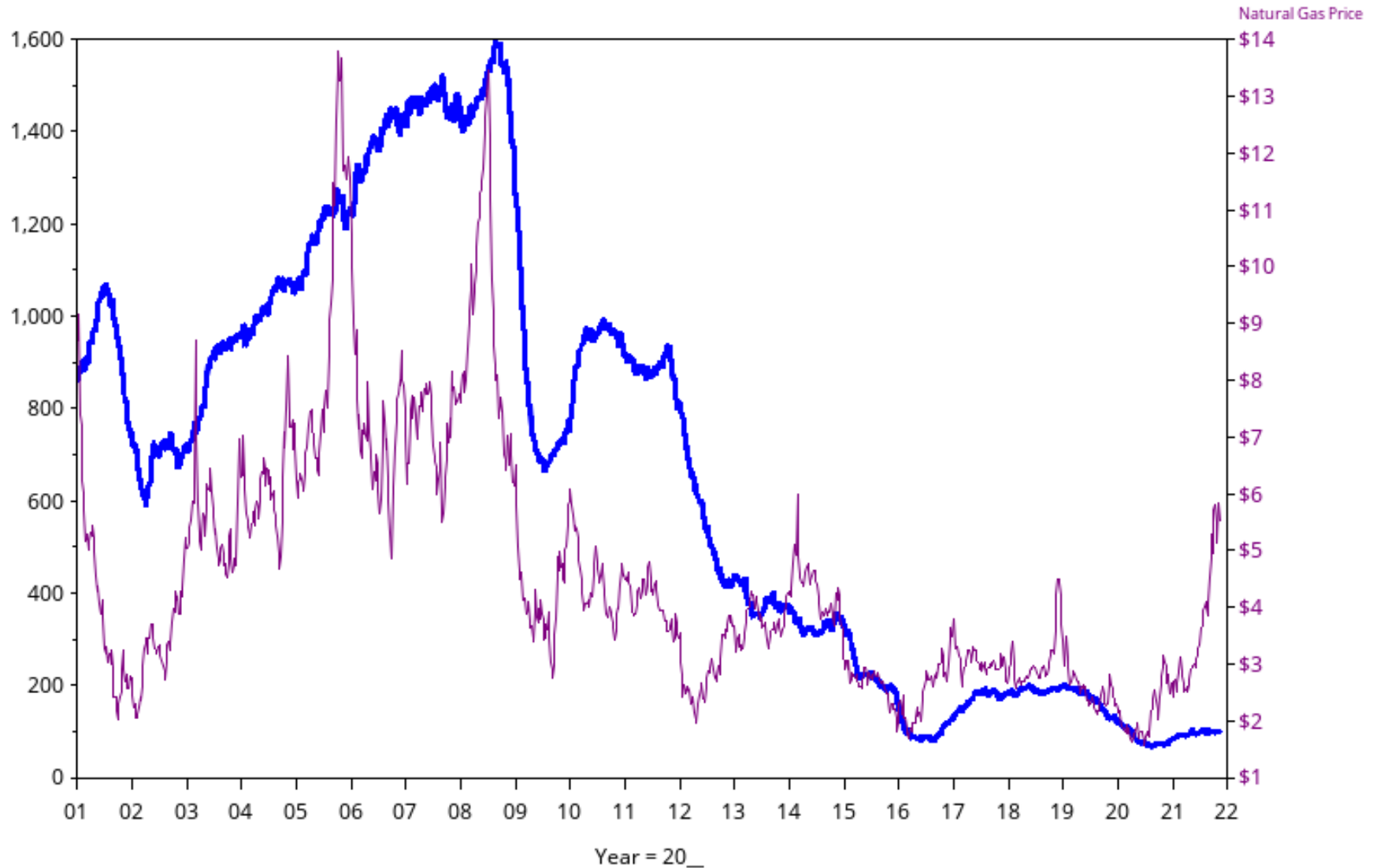
Baker Hughes Natural Gas Rig Count

November 5, 2021

Rig Count: 100

Week Change: 0

NYMEX Front-Month Natural Gas Price - Weekly Average Price

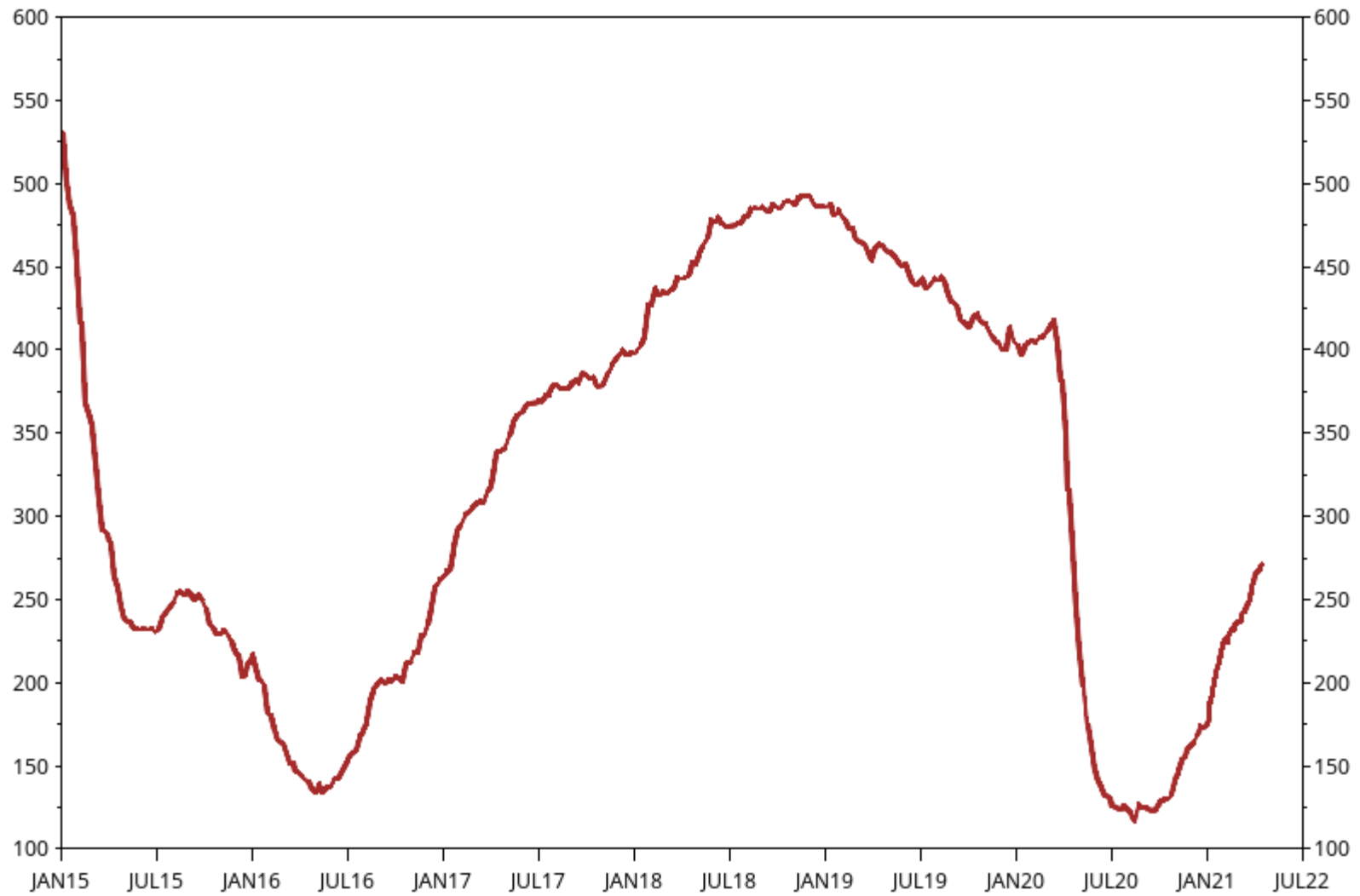


Baker Hughes Permian Basin Rig Count

November 5, 2021

Rig Count: 271

Week Change: 5



| | Canada Oil | Week Change | Canada Gas | Week Change | Canada Total | Week Change |
|-------|---------------|----------------|---------------|----------------|-----------------|----------------|
| 15OCT | 98 | 3 | 70 | -2 | 168 | 1 |
| 22OCT | 93 | -5 | 71 | 1 | 164 | -4 |
| 29OCT | 98 | 5 | 68 | -3 | 166 | 2 |
| 05NOV | 95 | -3 | 6,500 | 6432 | 160 | -6 |

Baker Hughes Canadian Oil Rigs
 November 5, 2021 Rig Count: 95 Week Change: -3

