

Week ending December 3, 2021 US unchanged at 569, Canada +9 at 180

US Rig Count is unchanged at 569, with oil rigs unchanged 467, gas rigs unchanged at 102, and miscellaneous rigs unchanged at 0. Rig Count is now 246 rigs greater than last year at this time when the count was 323, with oil rigs up 221 gas rigs up 27 and miscellaneous rigs down 2.

December 3, 2021

**Baker Hughes Rig Counts**

	Oil Rigs	Week Change	Gas Rigs	Week Change	Misc Rigs	Week Change	Total Rigs	Week Change	Oil Percent	Gas Percent
12NOV	454	4	102	2	0	0	556	6	82.0%	18.0%
19NOV	461	7	102	0	0	0	563	7	82.0%	18.0%
26NOV	467	6	102	0	0	0	569	6	82.0%	18.0%
03DEC	467	0	102	0	0	0	569	0	82.0%	18.0%

	Total Types	Week Change	Directional Rigs	Week Change	Horizontal Drilling Rigs	Week Change	Vertical Drilling Rigs	Week Change
12NOV	556	6	35	2	499	7	22	-3
19NOV	563	7	35	0	506	7	22	0
26NOV	569	6	34	-1	513	7	22	0
03DEC	569	0	31	-3	513	0	25	3

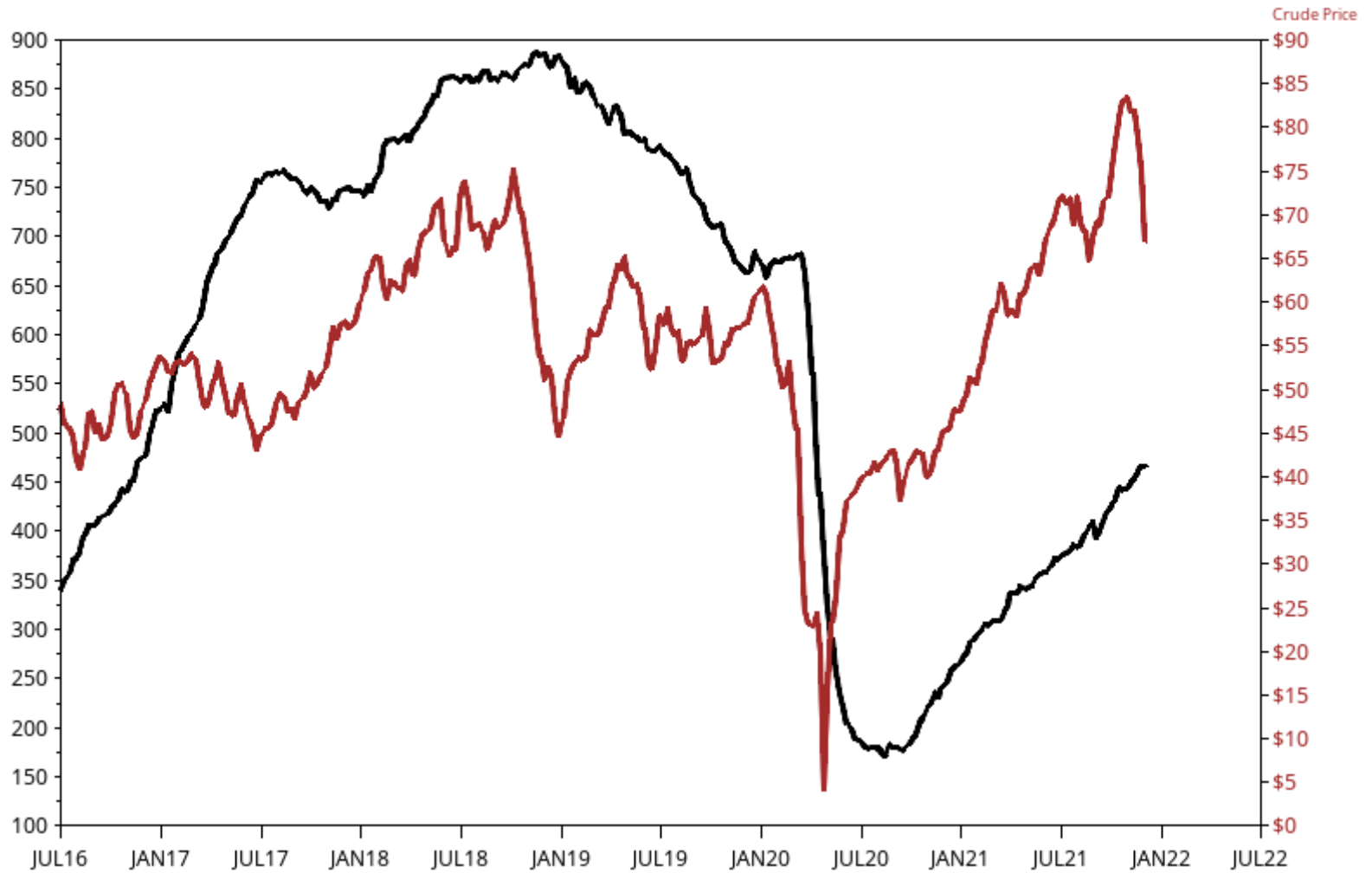
	Permian Oil	Week Change	Permian Gas	Week Change	Permian Misc.	Week Change	Permian Total	Week Change
12NOV	271	0	1	1	0	0	272	1
19NOV	278	7	0	-1	0	0	278	6
26NOV	280	2	0	0	0	0	280	2
03DEC	283	3	0	0	0	0	283	3

# Baker Hughes Crude Oil Rig Count

December 3, 2021

Rig Count: 467 Week Change: 0

NYMEX Front-Month Crude Oil Price - Weekly Average Price

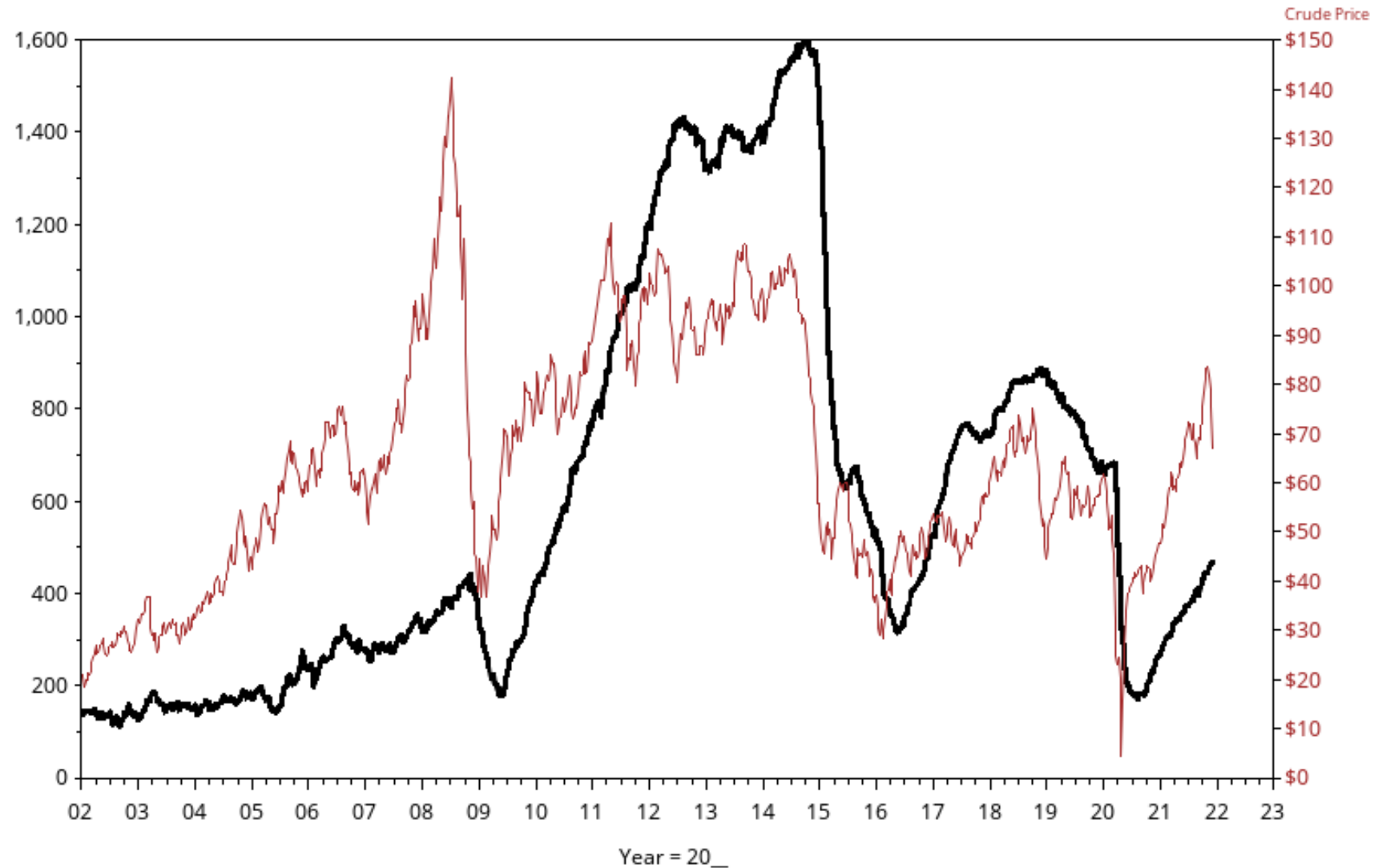


# Baker Hughes Crude Oil Rig Count

December 3, 2021

Rig Count: 467    Week Change: 0

NYMEX Front-Month Crude Oil Price - Weekly Average Price

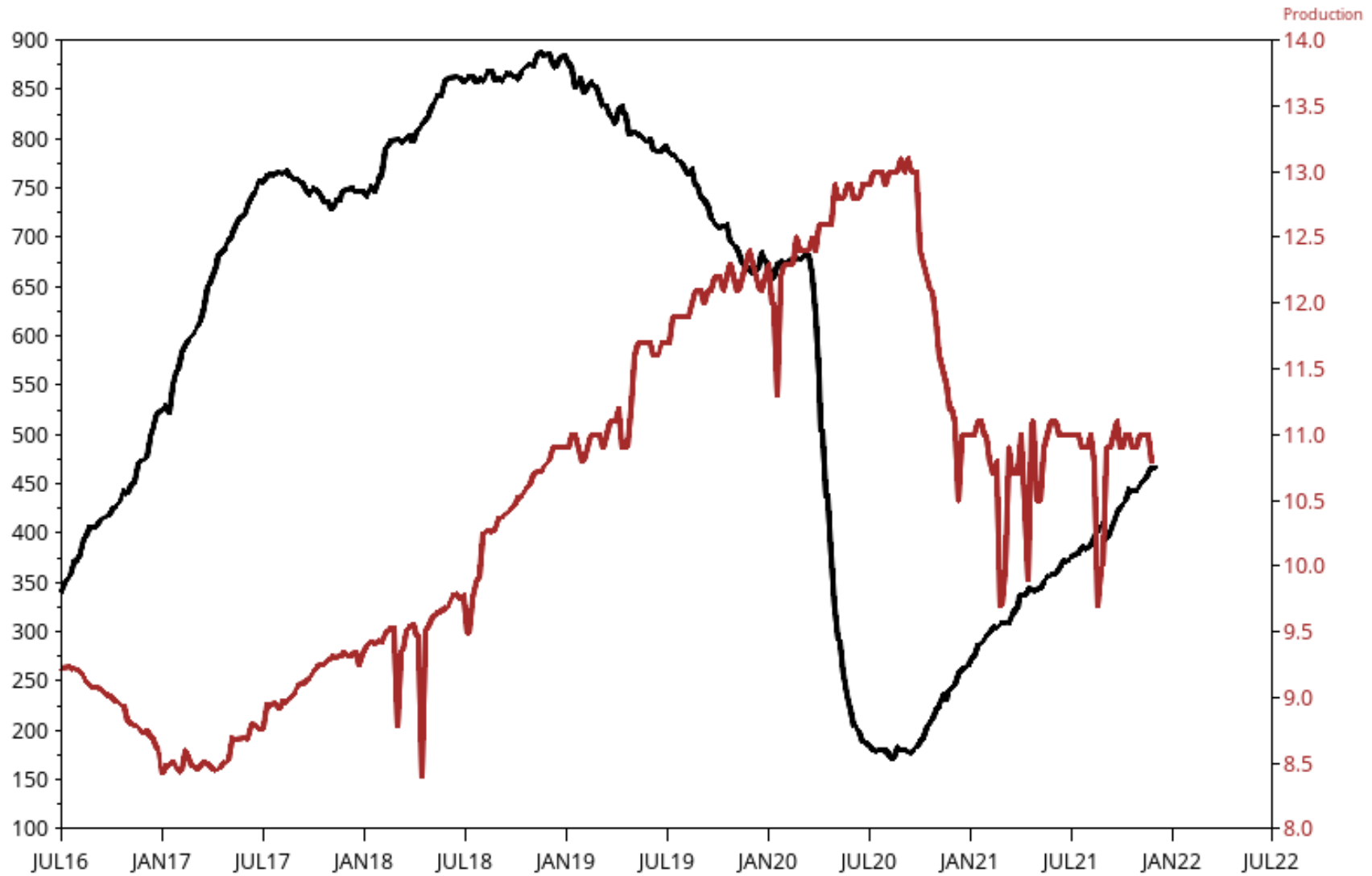


# Baker Hughes Crude Oil Rig Count

December 3, 2021

Rig Count: 467 Week Change: 0

Crude Production

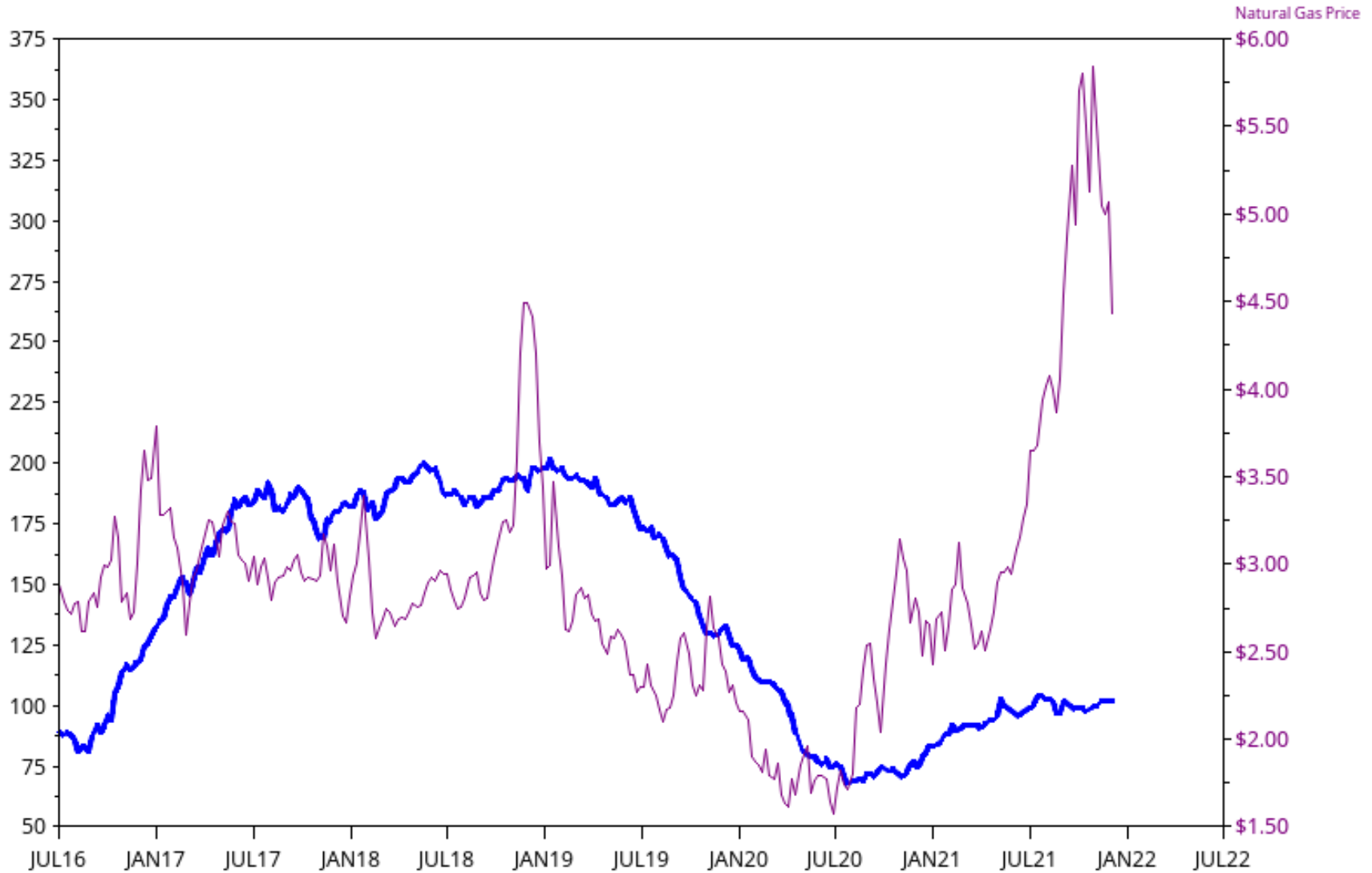


# Baker Hughes Natural Gas Rig Count

December 3, 2021

Rig Count: 102 Week Change: 0

NYMEX Front-Month Natural Gas Price - Weekly Average Price

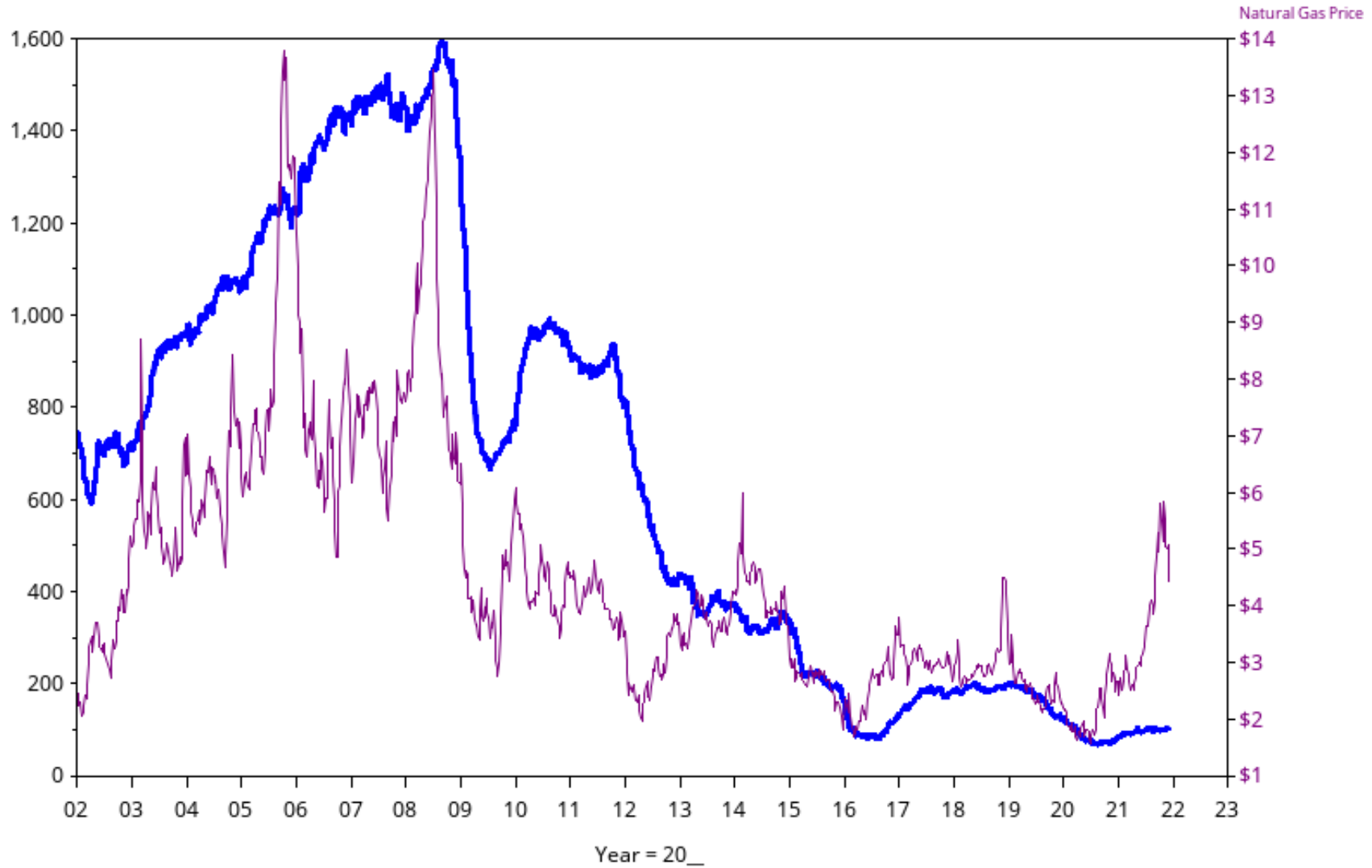


# Baker Hughes Natural Gas Rig Count

December 3, 2021

Rig Count: 102 Week Change: 0

NYMEX Front-Month Natural Gas Price - Weekly Average Price

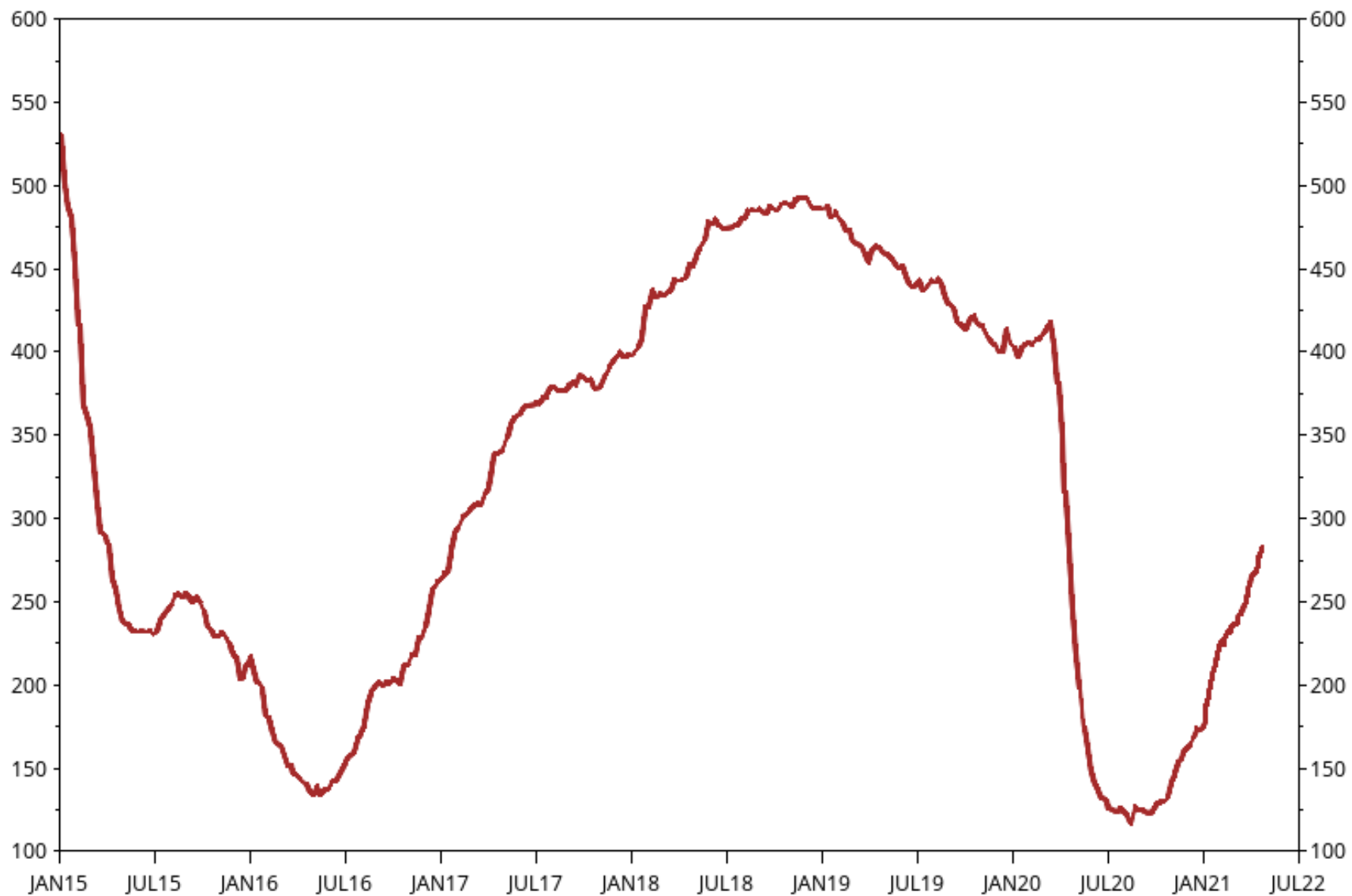


# Baker Hughes Permian Basin Rig Count

December 3, 2021

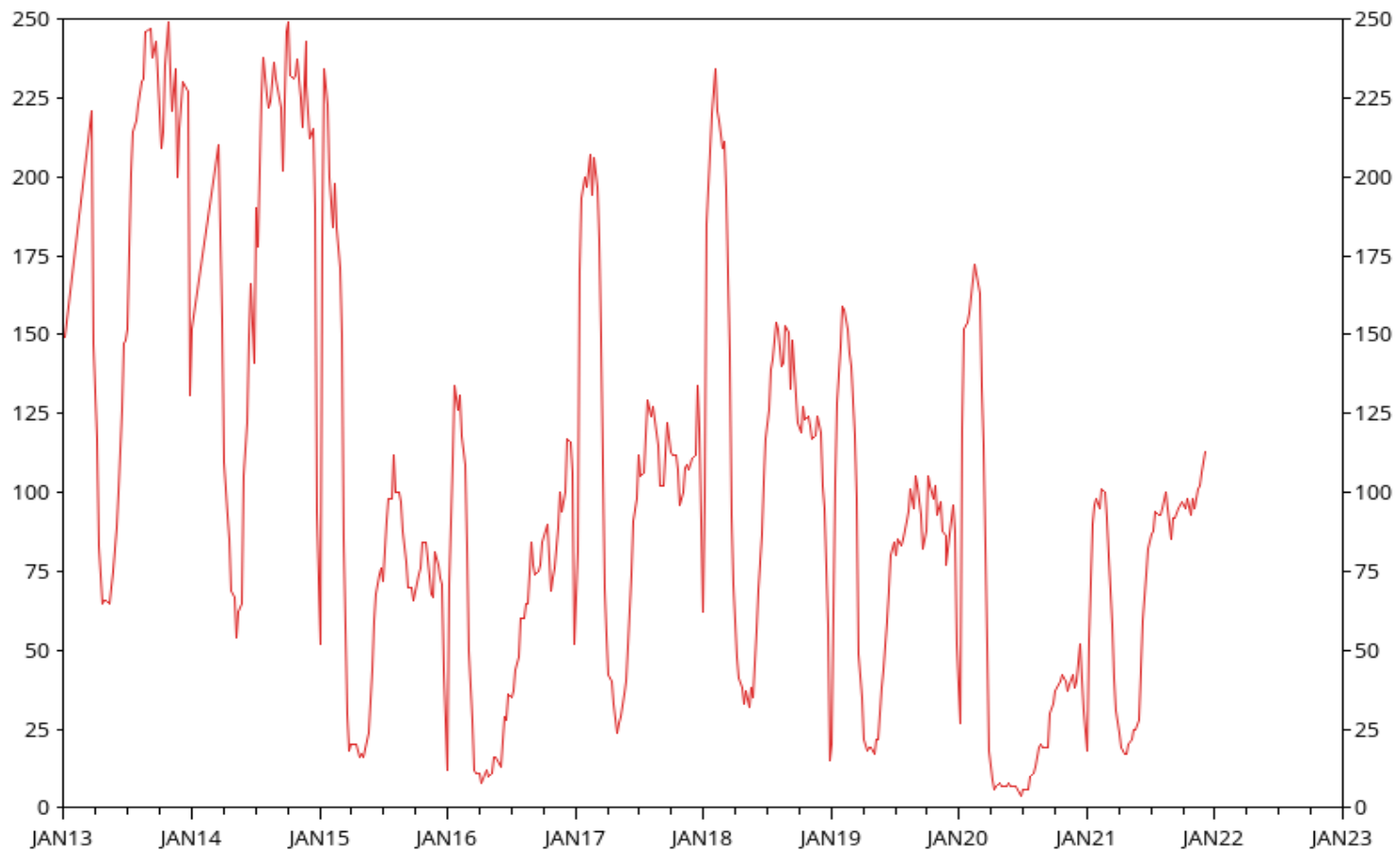
Rig Count: 283

Week Change: 3



	Canada Oil	Week Change	Canada Gas	Week Change	Canada Total	Week Change
<b>12NOV</b>	<b>101</b>	<b>6</b>	<b>67</b>	<b>2</b>	<b>168</b>	<b>8</b>
<b>19NOV</b>	<b>102</b>	<b>1</b>	<b>65</b>	<b>-2</b>	<b>167</b>	<b>-1</b>
<b>26NOV</b>	<b>106</b>	<b>4</b>	<b>65</b>	<b>0</b>	<b>171</b>	<b>4</b>
<b>03DEC</b>	<b>113</b>	<b>7</b>	<b>67</b>	<b>2</b>	<b>180</b>	<b>9</b>

Baker Hughes Canadian Oil Rigs  
 December 3, 2021 Rig Count: 113 Week Change: 7





# Baker Hughes Canadian Oil Rigs

December 3, 2021

Rig Count: 113

Week Change: 7

