

Week ending December 10, 2021 US +7 at 576, Canada -3 at 177

US Rig Count is up 7 at 576, with oil rigs up 4 at 471, gas rigs up 3 at 105, and miscellaneous rigs unchanged at 0. Rig Count is now 238 rigs greater than last year at this time when the count was 338, with oil rigs up 213 gas rigs up 26 and miscellaneous rigs down 1.

December 10, 2021

**Baker Hughes Rig Counts**

	Oil Rigs	Week Change	Gas Rigs	Week Change	Misc Rigs	Week Change	Total Rigs	Week Change	Oil Percent	Gas Percent
19NOV	461	7	102	0	0	0	563	7	82.0%	18.0%
26NOV	467	6	102	0	0	0	569	6	82.0%	18.0%
03DEC	467	0	102	0	0	0	569	0	82.0%	18.0%
10DEC	471	4	105	3	0	0	576	7	82.0%	18.0%

	Total Types	Week Change	Directional Rigs	Week Change	Horizontal Drilling Rigs	Week Change	Vertical Drilling Rigs	Week Change
19NOV	563	7	35	0	506	7	22	0
26NOV	569	6	34	-1	513	7	22	0
03DEC	569	0	31	-3	513	0	25	3
10DEC	576	7	31	0	521	8	24	-1

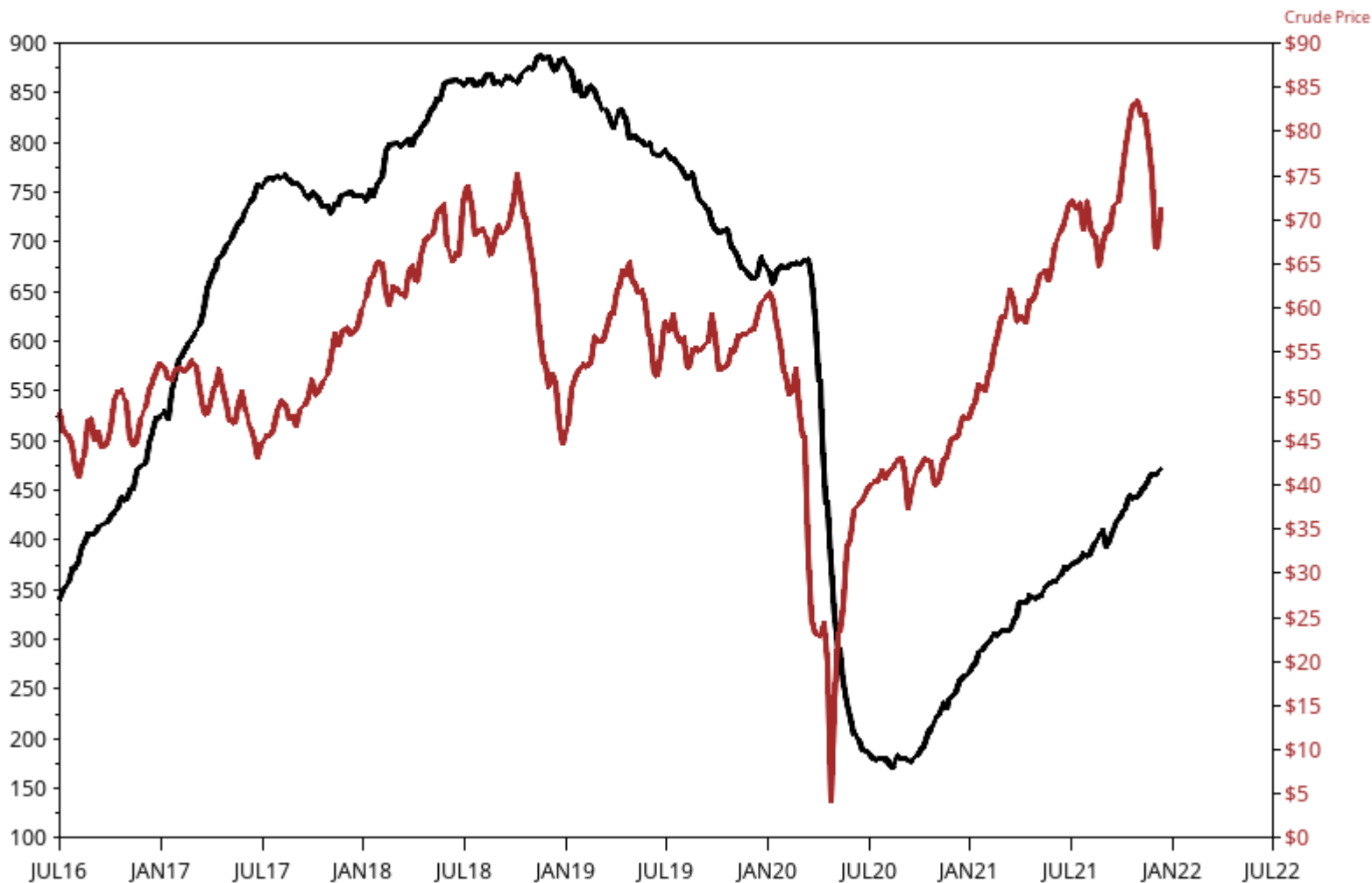
	Permian Oil	Week Change	Permian Gas	Week Change	Permian Misc.	Week Change	Permian Total	Week Change
19NOV	278	7	0	-1	0	0	278	6
26NOV	280	2	0	0	0	0	280	2
03DEC	283	3	0	0	0	0	283	3
10DEC	286	3	0	0	0	0	286	3

# Baker Hughes Crude Oil Rig Count

December 10, 2021

Rig Count: 471 Week Change: 4

NYMEX Front-Month Crude Oil Price - Weekly Average Price

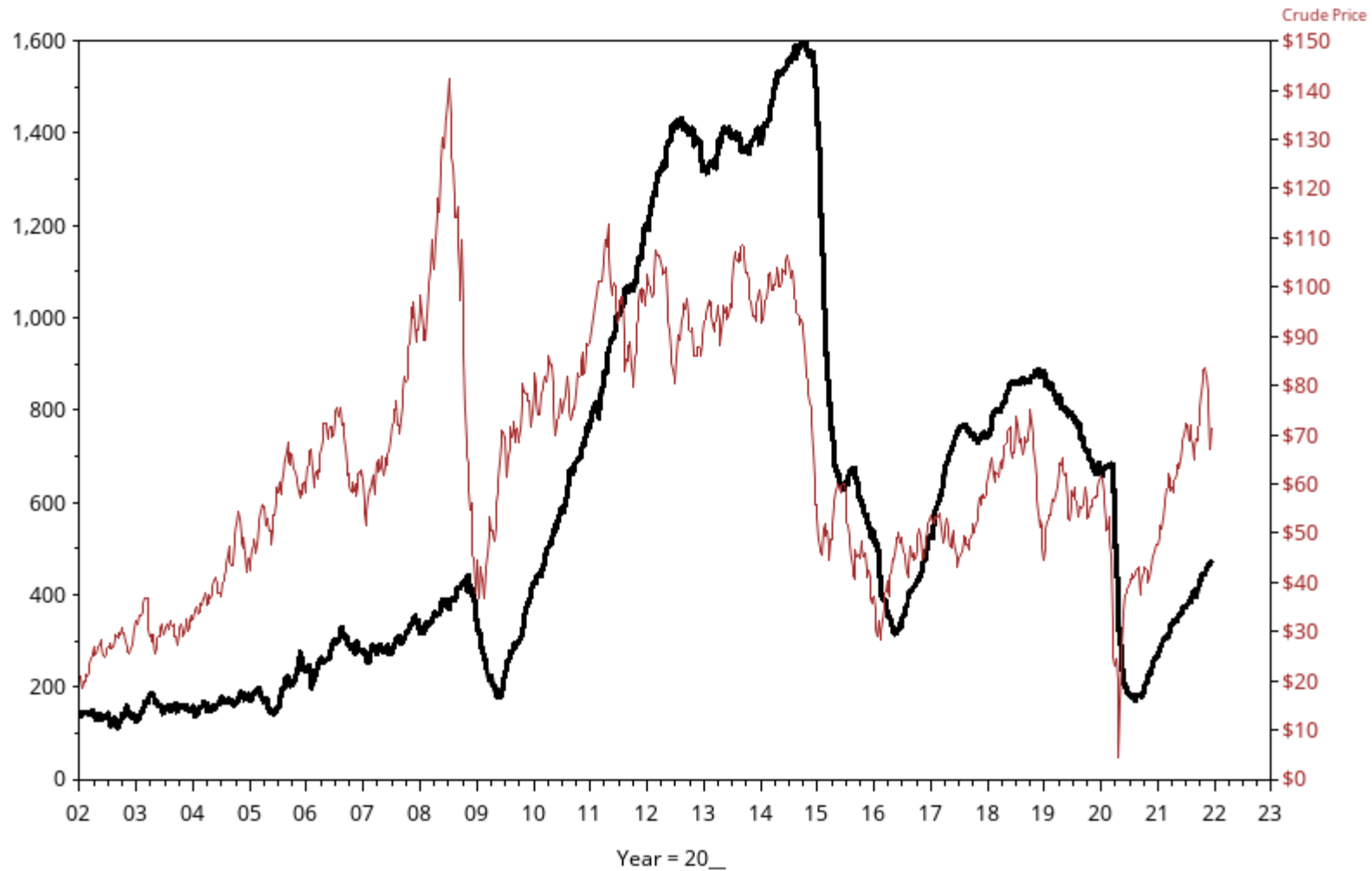


# Baker Hughes Crude Oil Rig Count

December 10, 2021

Rig Count: 471 Week Change: 4

NYMEX Front-Month Crude Oil Price - Weekly Average Price

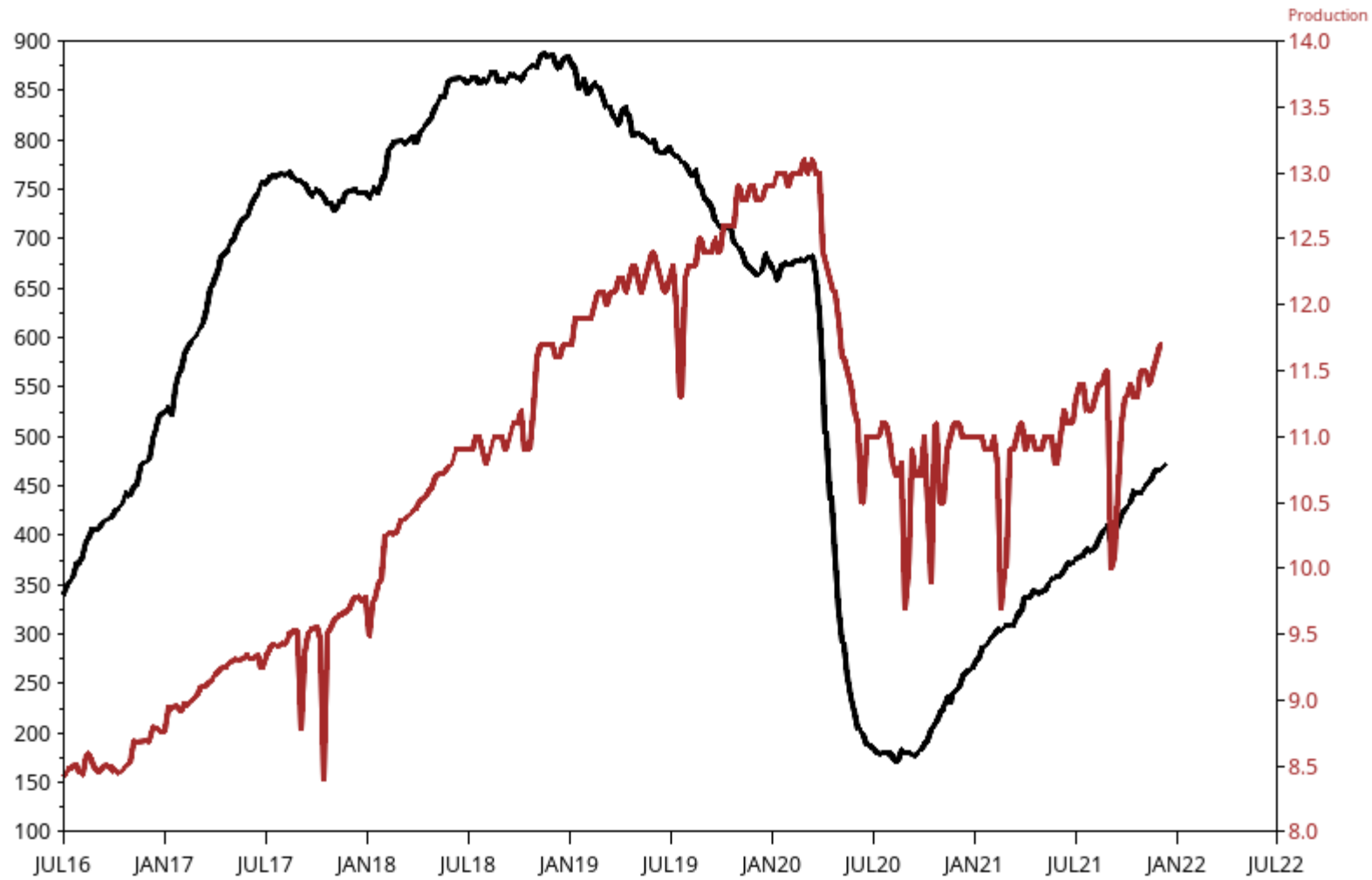


# Baker Hughes Crude Oil Rig Count

December 10, 2021

Rig Count: 471 Week Change: 4

Crude Production

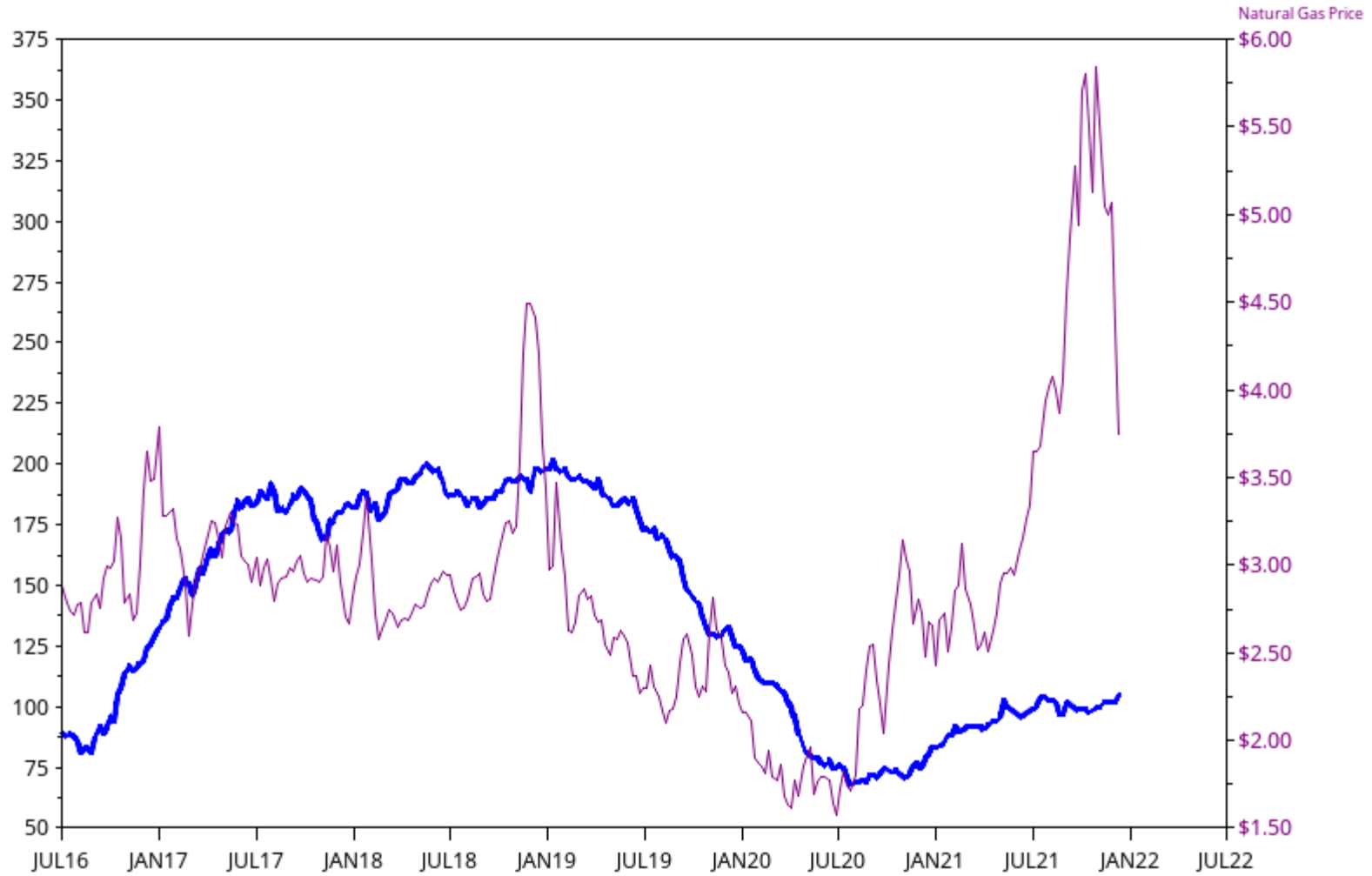


# Baker Hughes Natural Gas Rig Count

December 10, 2021

Rig Count: 105 Week Change: 3

NYMEX Front-Month Natural Gas Price - Weekly Average Price



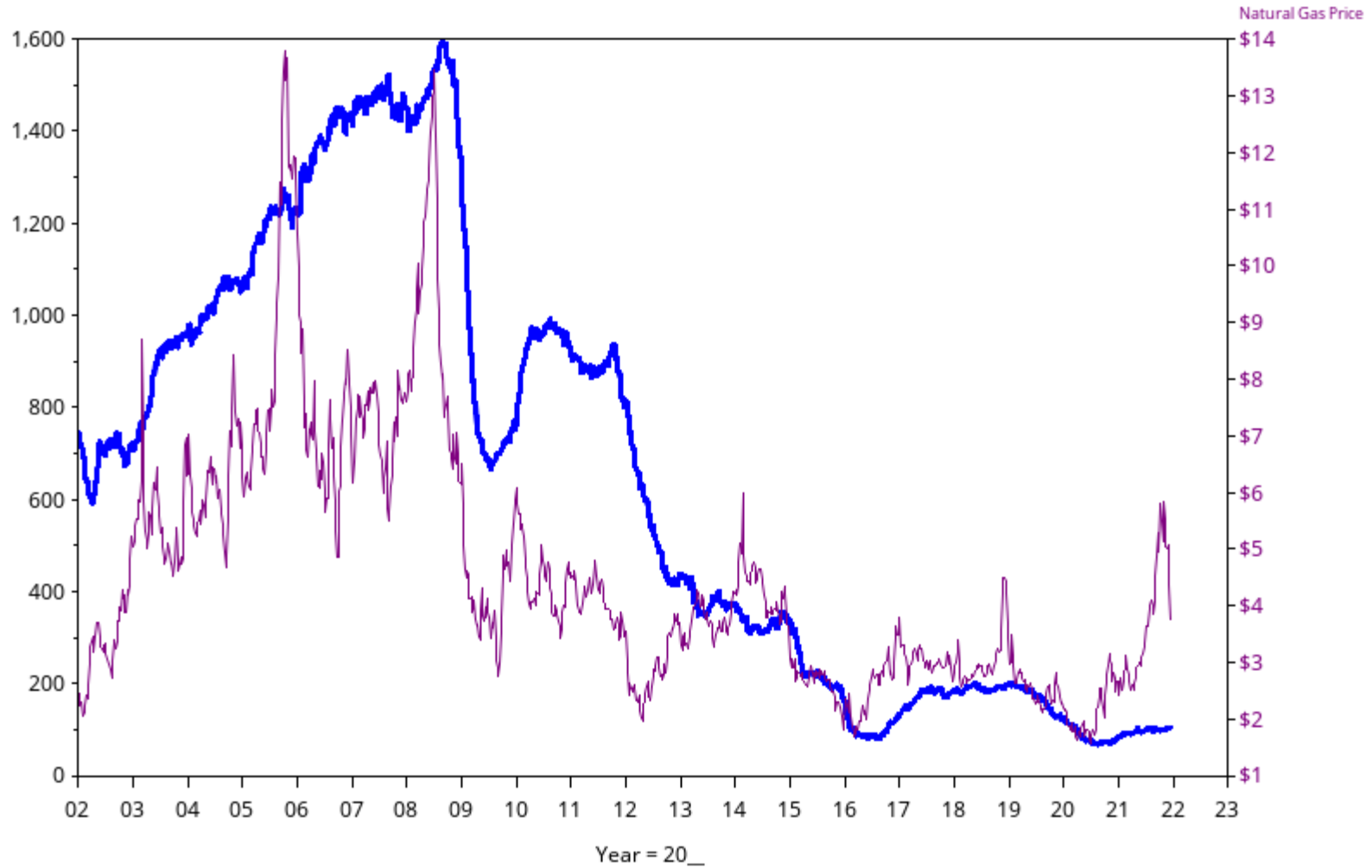
# Baker Hughes Natural Gas Rig Count

December 10, 2021

Rig Count: 105

Week Change: 3

NYMEX Front-Month Natural Gas Price - Weekly Average Price

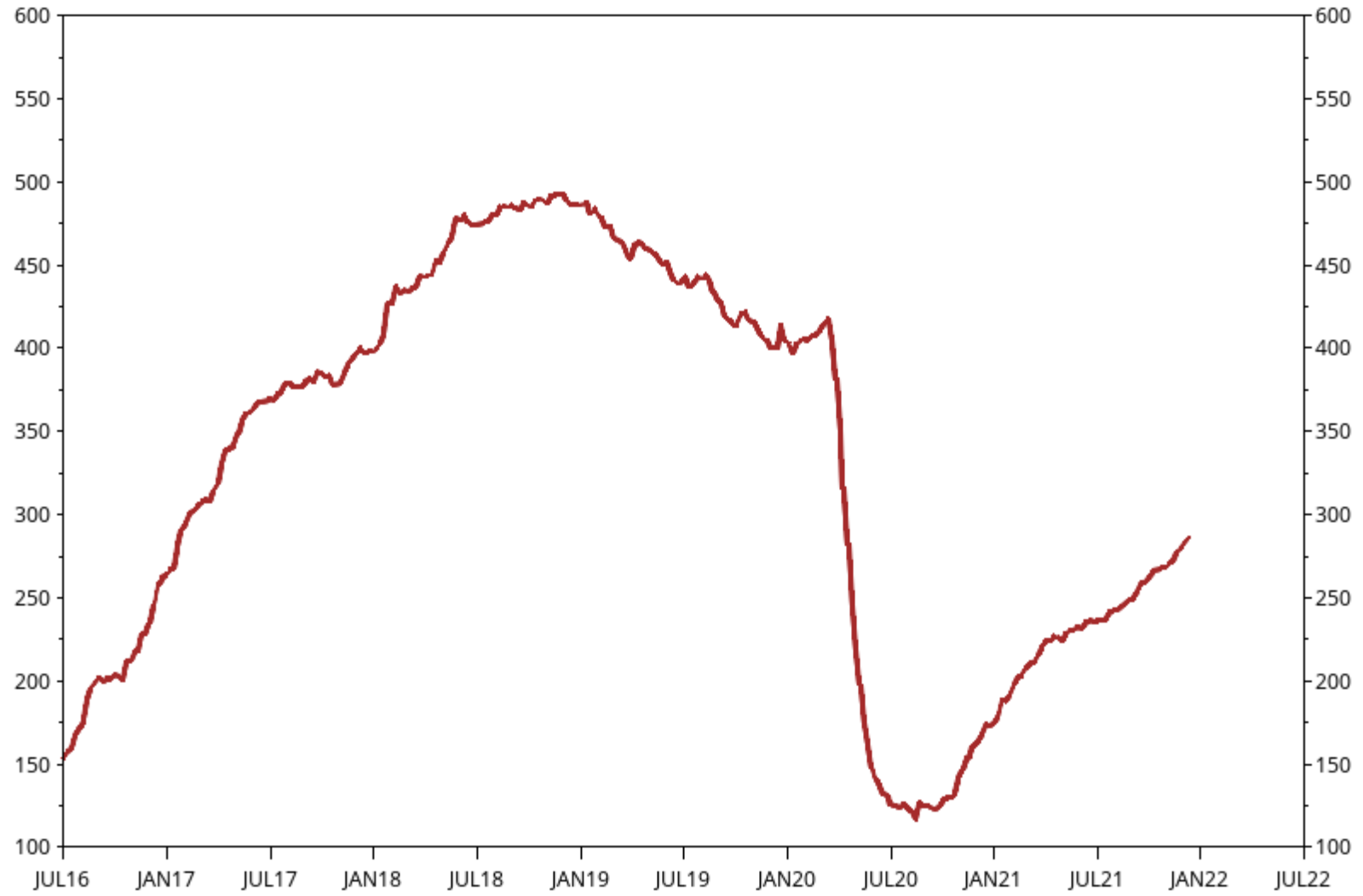


# Baker Hughes Permian Basin Rig Count

December 10, 2021

Rig Count: 286

Week Change: 3



	Canada Oil	Week Change	Canada Gas	Week Change	Canada Total	Week Change
<b>19NOV</b>	<b>102</b>	<b>1</b>	<b>65</b>	<b>-2</b>	<b>167</b>	<b>-1</b>
<b>26NOV</b>	<b>106</b>	<b>4</b>	<b>65</b>	<b>0</b>	<b>171</b>	<b>4</b>
<b>03DEC</b>	<b>113</b>	<b>7</b>	<b>67</b>	<b>2</b>	<b>180</b>	<b>9</b>
<b>10DEC</b>	<b>110</b>	<b>-3</b>	<b>67</b>	<b>0</b>	<b>177</b>	<b>-3</b>

Baker Hughes Canadian Oil Rigs  
 December 10, 2021 Rig Count: 110 Week Change: -3

