

Natural Gas

Withdrawal Greater than Expectations

The EIA reported a 161 Bcf storage withdrawal for the week ending December 20, 2019. The withdrawal was greater than the average for this week of the year, 113 Bcf, and greater than the average of expectations, 155 Bcf.

Storage at 3,250 Bcf is 525 Bcf above inventories for this time last year and 69 Bcf below the five-year average.

The EIA report was considered bullish to prices and prices did have a brief rally with the release of the report. However, prices then fell back as it appears storage and production are more than sufficient to meet the demand during this winter season.

To see what the FA platform can do for you [sign up](#) for a webinar and free trial on our website or contact one of our team members.

Benefits of FA:

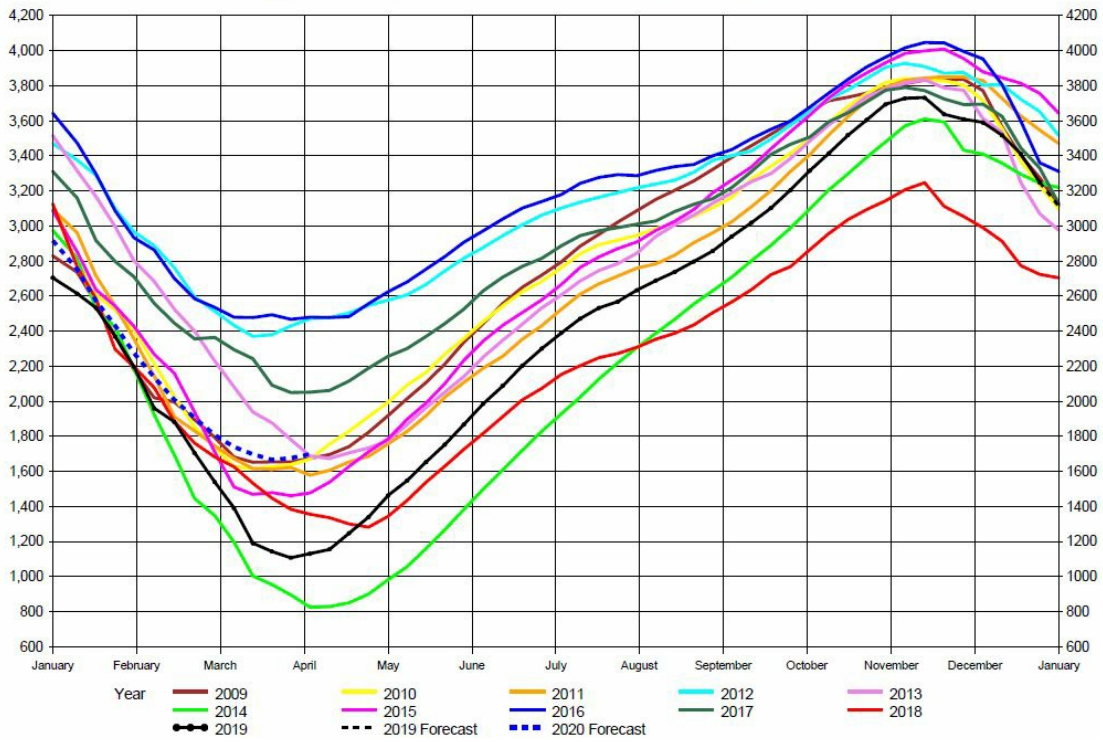
- Easy to use, web-based and menu driven platform.
- Extensive history of data.
- Superior graphing capabilities
- Competitively priced.

We would be happy to discuss this commentary with you and provide additional market insights. Feel free to call us at 312-348-7518 or email us at joel.fingerman@fundamentalanalytics.com.

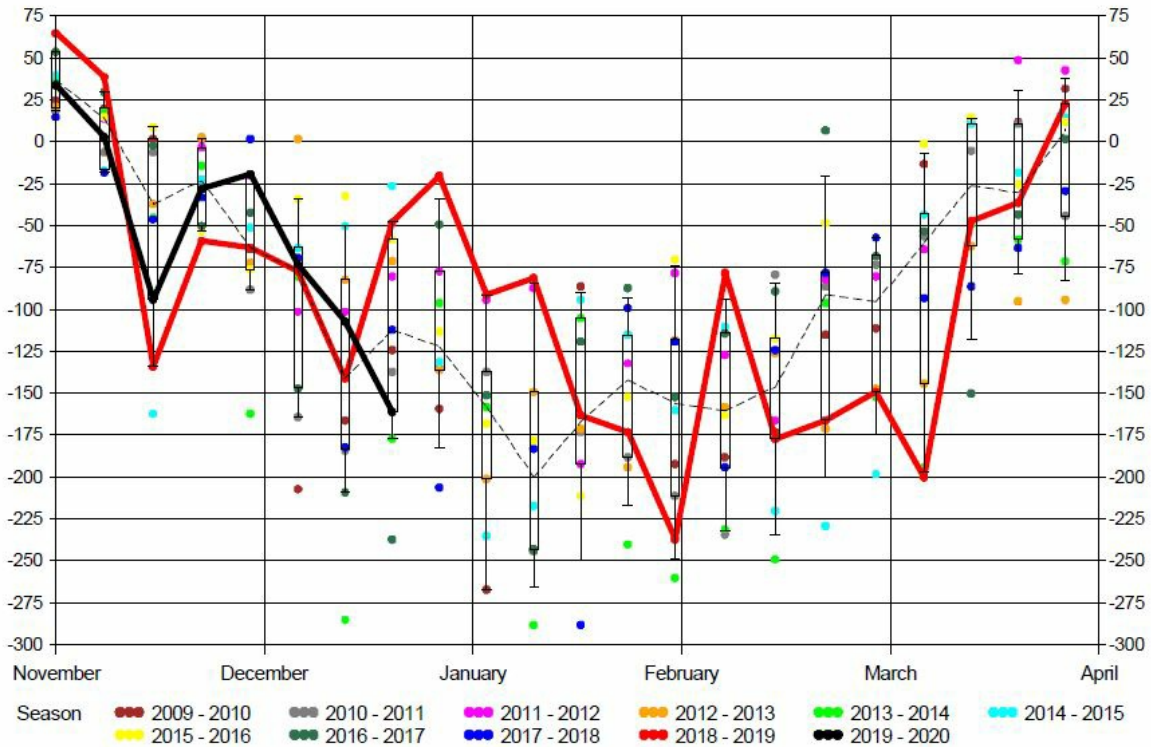
EIA Weekly Natural Gas Storage Data Report

As of Friday, December 20, 2019

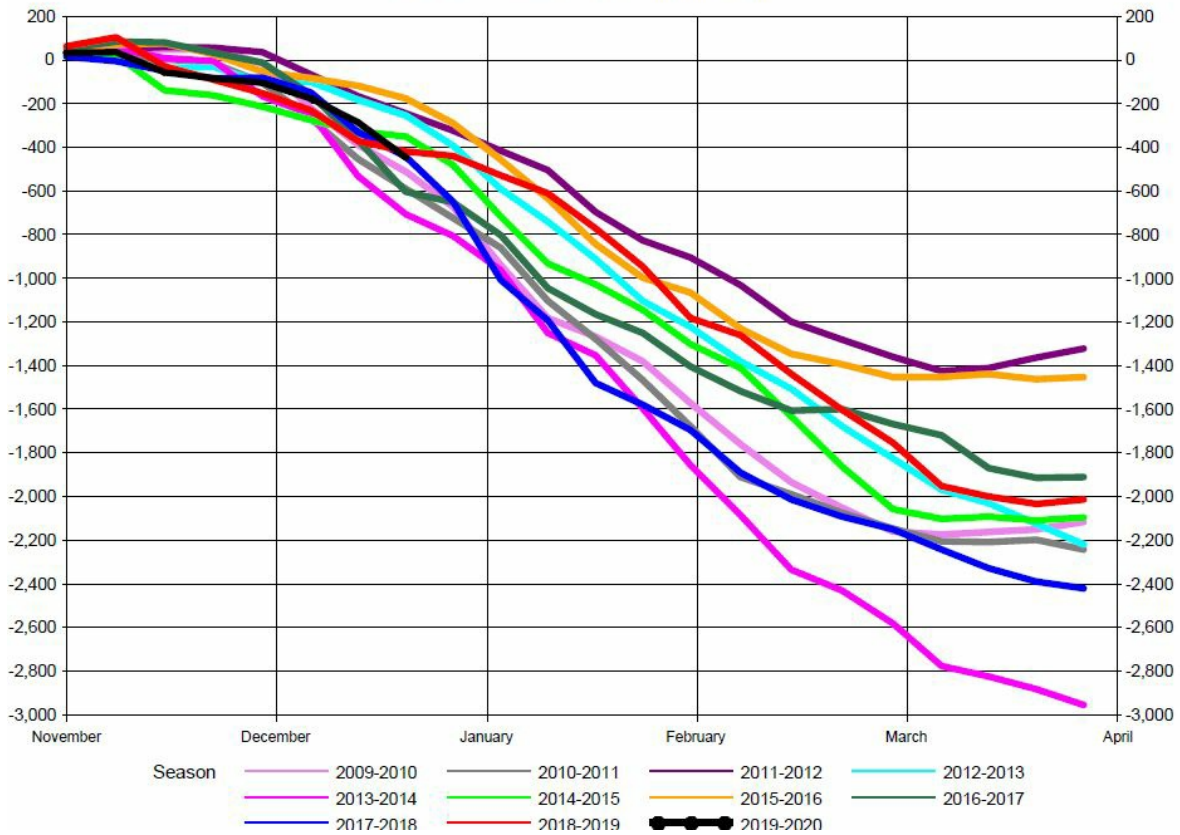
	Bcf in Storage	Week Change	Last Week Storage	Week Change	Last Year Storage
East Region	796	-42	838	-29	676
Midwest Region	923	-50	973	-40	818
Mountain Region	177	-9	186	-7	150
Pacific Region	260	-13	273	-3	223
South Region	1,094	-48	1,142	-26	858
U. S. Total Storage	3,250	-161	3,411	-107	2,725



EIA Withdrawal Season - Total Working Gas
 Withdrawal Distribution (Bcf)
 Latest Weekly Data as of: Friday, December 20, 2019 -161 (Bcf)



Total EIA Cumulative Storage Withdrawal (Bcf)



For more insights and analysis or to find out about our free trial offer, go to

www.fundamentalanalytics.com

Follow us on Twitter [@fundanalytics](#) or on [LinkedIn](#)

Regards,
The Fundamental Analytics Team

Company Name | [Website](#)

